



SPC  
Secretariat  
of the Pacific  
Community



## Republic of the Marshall Islands 2011 Census report





# **Republic of the Marshall Islands**

## **2011 Census report**

Economic Policy, Planning and Statistics Office, Republic of the Marshall Islands,  
and the SPC Statistics for Development Programme,  
Noumea, New Caledonia, 2012

All rights for commercial / for profit reproduction or translation, in any form, reserved. SPC authorises the partial reproduction or translation of this material for scientific, educational or research purposes, provided that SPC and the source document are properly acknowledged. Permission to reproduce the document and/or translate in whole, in any form, whether for commercial / for profit or non-profit purposes, must be requested in writing. Original SPC artwork may not be altered or separately published without permission.

Original text: English

Secretariat of the Pacific Community Cataloguing-in-publication data

Republic of the Marshall Islands 2011 census report / Economic Policy, Planning and Statistics Office, Republic of the Marshall Islands, and the SPC Statistics for Development Programme

1. Marshall Islands — Census, 2011.
2. Demography — Marshall Islands — Statistics.
3. Marshall Islands — Population — Statistics.

I. Title. II. Marshall Islands. Economic Policy, Planning, and Statistics Office.  
III. Secretariat of the Pacific Community

319.6183

AACR2

ISBN 978-982-00-0564-8

Secretariat of the Pacific Community  
BP D5, 98848 Noumea Cedex  
New Caledonia  
Telephone: +687 26 20 00  
Facsimile: +687 26 38 18  
E-mail: [spc@spc.int](mailto:spc@spc.int)  
<http://www.spc.int/>

Prepared for publication at  
the Secretariat of the Pacific Community  
Noumea, New Caledonia



# Contents

---

Acknowledgements .....	vii
Leading facts and indicators.....	ix
Acronyms and abbreviations.....	xi
Map: Pacific region, Marshall Islands .....	xii
CHAPTER 1: CENSUS ORGANIZATION AND OPERATIONS .....	1
CHAPTER 2: OBJECTIVES, CONCEPTS AND DEFINITIONS.....	7
CHAPTER 3: POPULATION SIZE AND GROWTH.....	13
CHAPTER 4: AGE-SEX COMPOSITION .....	18
CHAPTER 5: LITERACY, EDUCATION AND SCHOOL ATTENDANCE .....	24
CHAPTER 6: MIGRATION.....	30
CHAPTER 7: OTHER POPULATION CHARACTERISTICS: NUPTIALITY AND DISABILITY .....	36
CHAPTER 8: DEMOGRAPHIC ANALYSIS: FERTILITY AND MORTALITY .....	43
CHAPTER 9: HOUSEHOLDS AND HOUSING UNITS.....	52
Appendix A: List of forms used in the 2011 Census of Population and Housing (CPH) .....	65
Appendix B1: Control listing form .....	66
Appendix B2: Census questionnaire – CPH Form 2 - Housing and persons 01-10 .....	74
Appendix B3: Census questionnaire – Persons 11-20 .....	98
Appendix B4: Census questionnaire – CPH Form 3 .....	120
Appendix B5: Control slip .....	123
Appendix B6: Transmittal and receipt form .....	124
Appendix B7: Notice of enumeration form .....	125
Appendix C: List of persons involved in the census operations.....	126

## List of tables

Table 3.1: Population enumerated in 1988, 1999 and 2011 censuses and intercensal population growth rate for atolls/islands, RMI .....	15
Table 3.2: Land area, population density in 1999 and 2011 censuses and density rank in 2011 by atoll/island, RMI.....	16
Table 4.1: Age-specific sex ratios, RMI: 1988, 1999 and 2011 .....	23
Table 5.1 Percentage distribution of urban and rural population 25 years and older by level of education and by sex, RMI: 2011 .....	28
Table 6.1: In- and out-migrants five years old and over by atoll/island during the period April 2006 to March 2011 .....	31
Table 6.2: Net-migration rate of population five years old and over by atolls/islands during the period April 2006 to March 2011 .....	33
Table 7.1: Percentage never married by age and sex, and singulate mean age at marriage (SMAM) by sex, RMI: 2011 .....	37
Table 8.1: Number of women, mean parity and age-specific fertility rates by age of women, RMI: 2011 .....	44
Table 8.2: Cumulated fertility rates, estimated parity equivalents, P/F ratios, adjusted Age-Specific Fertility Rates and estimated number of births, RMI: 2011 .....	45
Table 8.3: Total Fertility Rate, Gross Reproduction Rate, General Fertility Rate and Crude Birth Rate by urban/rural residence, RMI: 2011.....	47
Table 8.4: Proportion of children still living and proportion of live born children who are now dead by age of women, RMI: 2011.....	49
Table 8.5: Estimation of probabilities of dying and surviving based on proportion of live born children who are now dead by age of women, RMI: 2011 .....	50
Table 8.6: Estimated reference period of probabilities of dying, $q(x)$ , RMI: 2011 .....	50
Table 8.7 Estimates of life expectancy at birth, Infant Mortality Rate, Crude Death Rate and associated mortality level in the West model life tables by sex, RMI: 1999 and 2011 .....	51
Table 9.1: Average household size by atoll/island, RMI: 1999 and 2011 .....	54
Table 9.2: Floor area of occupied housing units by urban/rural residence, RMI: 2011.....	56

## List of figures

Figure 1.1: RMI 2011 CPH organizational structure .....	3
Figure 3.1: Population and average annual growth rate, RMI: 1920-2011 .....	13
Figure 3.2: Percentage distribution of population by Atoll/Island, RMI: 2011 .....	14
Figure 3.3: Density of urban and rural population, RMI: 2011 .....	17
Figure 3.4: Percentage distribution of total population and urban population, RMI: 2011 .....	17
Figure 4.1: Age-sex pyramid of the RMI: 1999 .....	18
Figure 4.2: Age-sex pyramid of the RMI: 2011 .....	18
Figure 4.3: Age-sex pyramid urban sector: 2011 .....	19
Figure 4.4: Age-sex pyramid rural sector: 2011 .....	19
Figure 4.5: Percentage distribution of population by broad age groups, RMI: 1999 and 2011 .....	19
Figure 4.6: Percentage distribution of population by urban-rural residence, RMI: 2011 .....	20
Figure 4.7: Total, child and elderly dependency ratios (per 100 working-age population), RMI: 1988, 1999 and 2011 .....	21
Figure 4.8: Sex ratio of population (males per 100 females), RMI: 1920-2011 .....	22
Figure 5.1: Literacy rate by sex, RMI: 1999 and 2011 .....	24
Figure 5.2: Population six years and older by highest grade completed, RMI: 2011 .....	25
Figure 5.3: Population six years and older by highest grade completed and sex, RMI: 2011 .....	25
Figure 5.4: Percent of population six years and older who completed high school or higher level of education by atoll/island, RMI: 2011 .....	26
Figure 5.5: Population 25 years and older by highest grade completed, RMI: 1999 and 2011 .....	27
Figure 5.6: Percent of population 6-18 years who attended school at any time in the year preceding the census by atoll/island, RMI: 2011 .....	29
Figure 5.7: Population 6-18 years who did not attend school during the year preceding the census by highest grade completed, RMI: 2011 .....	29
Figure 6.1: In-migrants of Majuro by Atoll/Island of Origin during the period April 2006 to March 2011 .....	32
Figure 6.2: Migrants from foreign countries by destination during the period April 2006 to March 2011 .....	34
Figure 6.3: Population born in foreign countries by place of birth.....	35
Figure 7.1: Population 12 years old and over by marital status, RMI: 2011 .....	36
Figure 7.2: Singulate mean age at marriage (SMAM) by sex, RMI: 1999 and 2011 .....	38
Figure 7.3: Singulate mean age at marriage (SMAM) by urban-rural residence and sex, RMI: 2011.....	38
Figure 7.4: Population with number of disabilities by sex, RMI: 2011 .....	39
Figure 7.5: Population with any disability by age and sex, RMI: 2011 .....	40
Figure 7.6(a): Population with seeing disability by sex, RMI: 2011 .....	40

Figure 7.6(b): Population with hearing disability by sex, RMI: 2011 .....	41
Figure 7.6(c): Population with walking disability by sex, RMI: 2011 .....	41
Figure 7.6(d): Population with memory disability by sex, RMI: 2011 .....	42
Figure 8.1: Age-Specific Fertility Rates, RMI: 1999 and 2011 .....	46
Figure 8.2: Age-Specific Fertility Rates by urban-rural residence, RMI: 2011 .....	46
Figure 8.3: Mean children ever born by age of women, RMI: 1999 and 2011 .....	48
Figure 8.4: Mean children ever born by age of women and urban-rural residence, RMI: 2011 .....	48
Figure 9.1: Buildings by year of construction, RMI: 2011 .....	52
Figure 9.2: Households by household size, RMI: 1999 and 2011 .....	53
Figure 9.3: Average household size by atoll/island, RMI: 2011 .....	55
Figure 9.4: Occupied housing units using galvanized/aluminium/tin for construction materials of the roof by atoll/island, RMI: 2011 .....	55
Figure 9.5: Occupied housing units by construction material of outer walls, RMI: 2011 .....	56
Figure 9.6: Tenure status of housing units of occupied households, RMI: 2011 .....	57
Figure 9.7: Households by type of fuel used for lighting, RMI: 2011 .....	58
Figure 9.8: Households by type of fuel used for cooking, RMI: 2011 .....	59
Figure 9.9: Households by source of drinking water, RMI: 2011 .....	60
Figure 9.10: Households by type of toilet facility, RMI: 2011 .....	61
Figure 9.11: Households by manner of garbage disposal, RMI: 2011 .....	61
Figure 9.12: Median annual income of households by atoll/island, RMI: 2011 .....	63

## Acknowledgements

The conduct of any census of population and housing is a massive and complicated process. It requires a well-organized network of coordination among the various units of government, not only at the national level but also at the local level. It would not have been possible to conduct the 2011 Census of Population and Housing without the contribution and cooperation of many individuals, government agencies, local governments, Republic of the Marshall Islands residents and donor agencies. We would like to express our gratitude and acknowledge all contributions, especially the following:

- His Excellency Christopher Jorebon Loeak, President of the Republic of Marshall Islands, and the Honorable Members of the Cabinet
- Former president and Iroijlaplap Jurelang Zedkaia
- Speaker and Vice Speaker of Nitijela and all senators for their support for the census
- Asian Development Bank (ADB), United Nations Population Fund (UNFPA), Australian Agency for International Development (AusAID) and United States Government for providing the necessary funding for the successful conduct and execution of the census
- Secretariat of the Pacific Community (SPC) for providing the technical assistance needed to prepare, plan and implement the field work, including data processing, tabulations and census result analysis
- all members of the National Census Steering Committee (NCSC) for their guidance and support, namely:
  - ▶ Mr. Casten Nemra – Chief Secretary (Chairman)
  - ▶ Mr. Wilbur Heine – Secretary of Internal Affairs (Vice-Chairman)
  - ▶ Mr. Alfred Alfred Jr. – Secretary of Finance
  - ▶ Ms. Justina Langidrik – Secretary of Ministry of Health
  - ▶ Mr. Thomas Z. Kijiner, Jr. – Secretary of Ministry of Resources and Development
  - ▶ Mr. Allison Nashion – Acting Secretary of Ministry of Education
  - ▶ Mr. Alson Kelen – President of Marshall Islands Council of Non-Governmental Organizations
  - ▶ Mr. Steven Phillip – President of Chamber of Commerce
  - ▶ Mr. Jeimata 'Nokko' Kabua – President of Marshall Islands Mayors Association
- all the mayors of the atolls and islands in the Marshall Islands for the coordination and administrative and logistical support they provided to the census.

We would also like to extend our appreciation to the following people:

- Mr. Allen Harbrow, SPC Census Technical Advisor, for providing advice and support in the preparation and implementation of training and field operations
- Dr. Bhakta Gubhaju, SPC Consultant Demographer, for writing many of the technical chapters in this report
- SPC Statistics for Development consultants for their technical expertise and support provided throughout the census phases:
  - ▶ Dr. Gerald Haberkorn
  - ▶ Mr. Arthur Jorari
  - ▶ Mr. Chris Ryan
  - ▶ Mr. Pierre Wong
  - ▶ Mr. Phil Bright
  - ▶ Mr. Scott Pontifex
- We appreciate the publication and layout work provided by SPC through Ms Gladys Beccalossi, Mrs Angela Templeton, Ms Katie Purvis and Mrs Muriel Borderie.

- Ms. Netha J. Gideon for her untiring efforts and support in ensuring the smooth and efficient flow of the administrative and logistical needs
- Mr. Patrick Bing for taking on the challenge and assisting EPPSO in effectively heading the census headquarters on Ebeye
- former EPPSO Director Mr. Carl Hacker for initiating the census workplan design and his work on grant-seeking proposals.

Finally, we wish to express our outmost gratitude and great appreciation to all of our census mappers, supervisors, enumerators, data processors, and EPPSO staff whose names are listed in Appendix E, who had to endure many weeks and months of backbreaking census preparation work, including doing the actual field enumeration when many of them had to face risks such as vicious and dangerous neighborhood dogs, people who were unwilling to be interviewed and who were even threatening at times, hot weather, and the harsh physical environment, especially on the outer atolls and islands where there is an acute lack of infrastructure, including inadequate housing, lack of water, etc. Thanks to all of you for a job well done – notwithstanding all of the above challenges, you still were able to complete the job.

Komool tata,

Jefferson Barton  
Census Commissioner and  
Director, OPS

Casten Nemra  
Chief Secretary and  
Chairman, NCSC



## LEADING FACTS AND INDICATORS

### POPULATION

Population	Median age of population (years)
Males.....27,243	Total.....20.6
Female.....25,915	Males.....20.3
Sex ratio.....105.1	Females.....20.9
Population increase since 1999	Literacy rate
Number.....2,318	Total.....98.0
Percent.....4.6	Males.....98.0
	Females.....98.0
Average annual growth rate (percent)	
1988–1999.....1.5	Education of population 25 years and over
1999–2011.....0.4	
Population density (persons per sq. mile)	Percent of population 25 years and over with:
Marshall Islands.....759	No education.....1.3
Urban.....3,889	Grade 1 to 7.....7.9
Rural.....233	Grade 12.....24.8
Majuro.....7,413	Some college or higher.....18.1
Kwajalein.....1,802	
Urban population	School-going age population attending school
Number.....39,205	Percent of children (6–13 yrs old)..90.5
Percent of total population..73.8	Percent of youth (14–18 yrs old).....73.1
Rural population	Internal migration during the past 5 years
Number.....13,953	Total inter-atoll/island migrants..3,546
Percent of total population..26.2	In-migrants in Majuro.....1,772
Children under 5 years	Out-migrants from Majuro.....1,174
Percent of total population..14.5	In-migrants in Kwajalein.....386
	Out-migrants from Kwajalein.....484
Population under 15 years	Fertility
Percent of total population..40.0	Total fertility rate (births per woman 15–49 years)
Population 15–64 years old	Total.....4.1
Percent of total population..58.0	Urban.....3.9
	Rural.....4.5

Population 65 years and older  
Percent of total population.....2.0

#### Age dependency ratios

Total dependency ratio.....72.3  
Child dependency ratio.....68.8  
Old-age dependency ratio..... 3.5

#### Nuptiality

Singulate mean age at marriage (years)  
Males.....25.7  
Females.....24.2

#### Labor force and employment

Labor force (number)  
Total.....13,060  
Males.....8,458  
Females..... 4,602

#### Labor force participation rate (percent)

Total.....41.7  
Males.....53.6  
Females.....29.7

#### Unemployment rate

Total.....3.2  
Males.....2.4  
Females.....4.6

#### Crude birth rate (births per 1,000 population)

Total.....32.1  
Urban.....32.9  
Rural.....30.0

#### Mortality

Life expectancy at birth (years)  
Males.....71.3  
Females.....72.5

#### Infant mortality rate (per 1,000 live births)

Males.....24.0  
Females.....20.0

#### Crude death rate (per 1,000 population)

Total.....3.7  
Males.....4.0  
Females.....3.3

## HOUSEHOLDS

#### Total number of households

Marshall Islands.....7,738  
Majuro.....4,092  
Kwajalein.....1,371

#### Average household size (persons per household)

Marshall Islands.....6.8  
Majuro.....6.7  
Kwajalein.....8.3

## ACRONYMS AND ABBREVIATIONS

---

ADB	Asian Development Bank
ASFR	Age-Specific Fertility Rate
AusAID	Australian Agency for International Development
CBR	Crude Birth Rate
CDR	Crude Death Rate
CEB	Children Ever Born
CPH	Census of Population and Housing
CSPRO	Census and Survey Processing System
CTA	Census Technical Advisor
CTC	Census Technical Committee
EPPSO	Economic Policy, Planning and Statistics Office
GFR	General Fertility Rate
NCSC	National Census Steering Committee
RMI	Republic of Marshall Islands
RNI	Rate Of Natural Increase
SMAM	Singulate Mean Age At Marriage
SPC	Secretariat of the Pacific Community
TFR	Total Fertility Rate
UNFPA	United Nations Population Fund
USDOJ	United States Department of the Interior

The map displays the Pacific Islands region, highlighting various island groups. The Marshall Islands are shown in the top left, with an inset map providing a detailed view of the Ratak Chain, Ralik Chain, and other islands like Bikar, Ujae, Wotho, and Ailinginae. The inset map includes a scale bar and a compass rose. Other island groups shown include Kiribati, Tokelau, Samoa, Cook Islands, Wallis & Futuna, American Samoa, Niue, Tonga, Polynésie française, Pitcairn, New Zealand, Australia, and New Guinea. The map uses a light blue color for the ocean and a darker blue color for the landmasses.

# CHAPTER 1

## CENSUS ORGANIZATION AND OPERATIONS

---

### Introduction

The 2011 Census of Population and Housing (CPH) of the Republic of Marshall Islands (RMI) was the 11th census conducted since 1920 and the third since RMI gained independence. The first population census in Marshall Islands was conducted in 1920, after which censuses were conducted every five years up to 1935, when World War II disrupted this pattern. The first census after World War II was in 1958, followed by censuses in 1967, 1973, 1980, 1988 and 1999.

The 2011 census was co-financed by six major organizations:

- Australian Agency for International Development (AusAID) – funded costs of pilot census and 2011 CPH promotional activities;
- Asian Development Bank (ADB) – financed the costs of field stipends for the 2011 CPH enumerators and supervisors;
- United Nations Population Fund (UNFPA) – funded costs of pre-listing exercises, field transportation, and printing and dissemination workshops on this final report; funding also covered aspects of the data analytical work to be implemented under UNFPA;
- United States Department of the Interior (USDOI) through Compact funding – provided funds to cover all training costs, including training of supervisors and enumerators and all training supplies and equipment;
- RMI General Fund – covered field supplies and equipment; and
- Secretariat of the Pacific Community (SPC) – provided vital technical assistance in the form of a census technical advisor and consultants throughout the phases of the census process, in particular, questionnaire design, cartography, field checks, data processing, data analysis and the final census report.

SPC was engaged with the RMI Economic Policy, Planning and Statistics Office (EPPSO) to provide technical advisors who worked alongside EPPSO staff to form the National Census Steering Committee (NCSC), which planned and conducted the 2011 CPH.

The objectives of the census were to provide government planners, policy-makers, the private sector and the international donor community with social and economic data and to fulfill and update the government data requirements for policy, planning and management decision support. Data on the size, composition and distribution of the population as well as the structural characteristics and available facilities of housing units were obtained.

## Census organization

The conduct of a census of population and housing is such a massive operation that it requires well-organized coordination among the various units of government, not only at the national level but also at the local level.

The Cabinet established NCSC on 23 September 2010 with the Chief Secretary as chairman, to set the policies and guidelines regarding CPH. The President of RMI appointed the following members to NCSC:

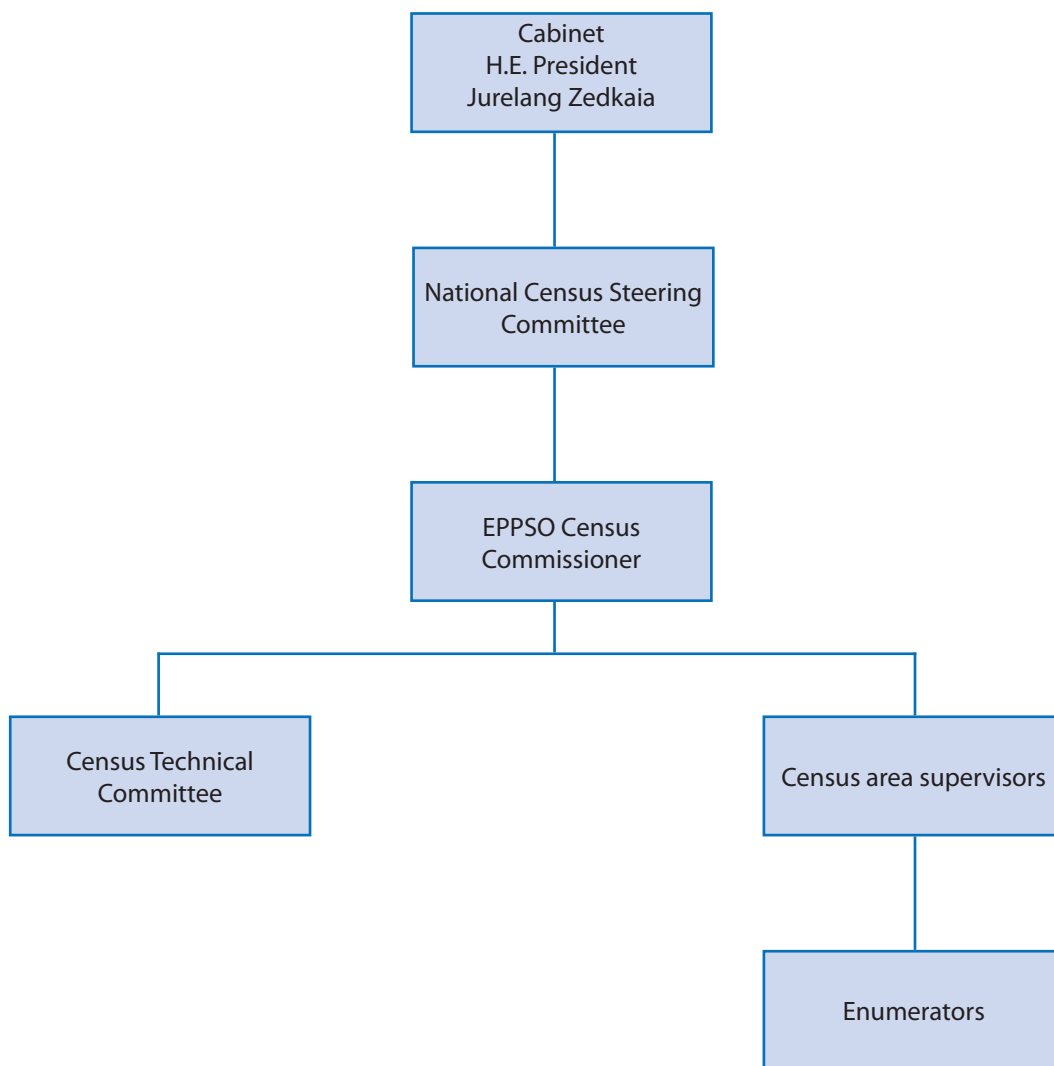
- Chief Secretary (Chairman)
- Secretary of Internal Affairs (Vice-Chairman)
- Secretary of Finance
- Secretary of Ministry of Health
- Secretary of Ministry of Resources and Development
- Secretary of Ministry of Education
- President of Marshall Islands Council of Non-Governmental Organizations
- President of Chamber of Commerce
- President of Marshall Islands Mayors Association.

EPPSO, headed by a director, is the agency responsible for the formulation and execution of plans for undertaking a census of population and housing.

Moreover, a Census Technical Committee (CTC) was established to execute and carry out all technical and logistic preparation and planning prior to the census. CTC consisted of key staff from EPPSO, with membership also including staff from SPC's Statistics and Demography Programme. A Census Technical Advisor (CTA) contracted out by SPC was also a member of CTC.



**Figure 1.1: RMI 2011 CPH organizational structure**



## Census operations

### Publicity

To elicit the cooperation of the public, various government agencies and the private sector, a publicity program was implemented prior to the census field operations. Posters and brochures to attract and educate the public were prepared and distributed, and the media, particularly radio and newspapers, was requested to disseminate information on the census. A video containing a message from the Chief Secretary and details of the fieldwork (what to expect and other pertinent information) was aired on television stations, and DVDs were handed out to the general public. A census proclamation from the President of RMI, His Excellency Iroij Jurelang Zedkaiah, was aired on radio and featured in local newspapers.

## **Preparation of census instruments**

CTC prepared three types of census instruments: (1) questionnaires, (2) control forms, and (3) manuals. In designing the census questionnaires, CTC consulted all the major users of census information and distributed a draft questionnaire for suggestions and recommendations (locally, regionally and internationally). CTC presented the draft questionnaire to NCSC for review and approval.

Two types of questionnaire were drafted: (1) CPH Form 2 to gather information on the demographic, social and economic characteristics of the population, as well as the characteristics of buildings and housing units, and (2) CPH Form 3 to gather information on people residing in institutional living quarters. The questionnaires were reviewed several times by NCSC, and CTC pre-tested them at the end of March 2010. On the basis of the pre-test they were revisited and revisions were made, and then the revised questionnaires were reviewed again by NCSC.

Control forms, such as listing sheets that would be used to generate preliminary counts, were designed to record the major steps of the census operations.

Three manuals were prepared to guide enumerators, supervisors and data processors in the conduct of the census. The Supervisors' Manual aimed to orient supervisors about the census and its objectives, and about their roles and responsibilities. It was divided into nine chapters and detailed instructions were given on field supervision, control and data checks. Similarly, the Enumerators' Manual explained how an enumerator should conduct his or her field interviews, and provided definitions and examples for easy reference. The Data Processing Codebook listed all the codes to be used in the census. This manual was used by data coders and keyers in the data-processing stage.

## **Recruitment of census personnel**

Census headquarters were set up in the two urban centers of Majuro and Ebeye (the latter on Kwajalein atoll). A staff member from EPPSO ran the Ebeye headquarters, assisted by a staff member from the Ministry of Internal Affairs office in Ebeye.

Census supervisors and enumerators were recruited from the residents of the two urban centers, with an announcement being made for anyone who was interested. Basic comprehension tests in English, Marshallese and mathematics were executed in both Majuro and Ebeye and the results were used to draw up a short list. Supervisors were selected from those individuals with top scores and past relevant experience. Enumerators were selected from the remaining applicants with pass scores.

## **Mapping operations**

Pre-listing was done only for the larger atolls due to limited funds. Since the two urban centers of Majuro and Ebeye had undergone recent comprehensive household surveys and maps were updated in 2009, they (Majuro and Ebeye ) were excluded.

The purpose of these operations was to update atoll and island maps and list buildings and institutional living quarters, using the listing sheet.

## Training

Training was conducted in the two census headquarters. Two types of training were done: training for supervisors and training for enumerators. Supervisors' training was conducted from 21 to 25 March 2011 and enumerators were trained from 28 March to 1 April 2011 by SPC consultants with assistance from EPPSO staff.

## Enumeration

The 2011 CPH count began on 4 April 2011. Enumeration commenced in the urban centers of Majuro and Ebeye in the first two weeks of April 2011. All supervisors and enumerators assisted in enumerating the two urban centers. This operation was carefully planned and executed so as to provide the enumeration teams with experience in fieldwork, as a means of ensuring that any problems or uncertainties encountered in the field would be immediately, readily and conveniently addressed by CTC prior to the teams' disbursement to outer islands. Towards the end of the second week, disbursement of the enumeration teams commenced.

In Majuro and Kwajalein there were some delays in the enumeration. This was because the enumerators had to do a large number of callbacks as they were unable to find responsible household respondents at home during the usual work hours. For Kwajalein, the enumeration period was extended for another two weeks, while for Majuro, the enumeration period was extended over a month. This extra time was mainly used to verify information and check for households not enumerated in the main census enumeration period.

## Data processing

The questionnaires were batched by enumeration area by atoll and each batch was checked for completeness. The questionnaires underwent two stages of processing – manual processing and machine processing.

Manual processing included two phases:

1. control phase, when control clerks checked for completeness of each questionnaire. Items were verified by contacting the respondents either by phone or home visit. The data processing staff took advantage of enumerators still in the field to complete any missing information, especially pertaining to the head of the household, education and fertility; and
2. second phase, which was completed during data entry and focused on items that had responses in places where no response was expected and vice versa. Any information that was missing or incomplete in a questionnaire was substituted with a special code and keyed into the computer. Other than corrections to age, sex-to-name association, and skip patterns, no information was edited during this phase.

The Census and Survey Processing System (CSPRO) developed by the US Census Bureau was used in the machine-processing phase. It included two processes:

1. dynamic imputation, a standard method that imputes missing or invalid items in a questionnaire with a person in the same geographical region who displays similar characteristics. The method uses an approach called top-down to prevent circular and over-editing of data; and
2. production of tables and batch edit checks. This was normally done with the production of tables and the interaction of specialist subject matter.

SPC provided a data processing consultant to work alongside EPPSO staff in developing a system for processing the census questionnaires. Data entry began in mid-May 2012 and was completed in August 2012.

Twelve people were involved in the data processing: the SPC data processing consultant, a national data-processing specialist from EPPSO, and 10 coders/keyers.

### **Data analysis**

After the data had passed through thorough editing, statistical tables by islets, by atoll, and at the national level of census data were generated. A staff member from EPPSO was sent to SPC's Northern Region office in Pohnpei, Federated States of Micronesia on a three-week (13–30 September 2011) attachment program to work with SPC data processing consultants on data tabulations. SPC hired a consultant to produce the analytical report.

### **Data dissemination**

This final census report will be published and distributed to government agencies, the donor community and the private sector. Data dissemination workshops will also be held to inform the major users about the results of the census.

## CHAPTER 2

# OBJECTIVES, CONCEPTS AND DEFINITIONS

---

This chapter presents the important objectives, concepts and definitions used in the 2011 Census of Population and Housing (CPH). There are more discussions and examples regarding these concepts and definitions in the enumerators' and supervisors' manuals that were written for the census .

### General objectives

The 2011 CPH aims primarily to provide policy-makers, government planners, administrators, the business sector, foreign private investors and the donor community with data on which to base their social and economic development plans and programs for RMI.

### Specific objectives

Specifically, the 2011 census aims to:

- a) obtain comprehensive data on the size, composition and distribution of the population of the Marshall Islands; and
- b) take stock of the housing units existing in the country and get information about their geographic location, structural characteristics, available facilities, etc.

### Uses of census data

Data collected in this census will be compiled, evaluated, analyzed and published for the use of government, business and industry, social scientists and other researchers, and the general public. Among the important uses of census data are the following.

*In government:*

- formulation of policies, plans and programs in sectors such as health, education, labour, housing, social welfare, immigration, etc.
- delivery of services
- allocation of political positions
- allocation of resources and revenues
- creation of political and administrative units
- formulation of government budgets based on projected revenues and expenditures

*In business and industry:*

- preparing feasibility studies for establishing offices and factories
- determining consumer demand for various goods and services
- determining supply of labour for production and distribution of goods and services

*In research and academic institutions:*

- conduct of research for the understanding of demographic trends, population dynamics, and human behaviour

## Census reference date

The National Census Steering Committee designated 3 April 2010 as the census reference date. This means that all persons residing and alive in RMI at 12 midnight of 3 April 2011 were counted.

## Household membership

A household in the 2011 CPH is defined as any social unit consisting of a person living alone or a group of persons who *sleep in the same housing unit and have a common arrangement in the preparation **and** consumption of food*. In most cases, a household consists of persons who are related by kinship ties, such as parents and their children. In some instances several generations of familial ties are represented in one household, while in others, even more distant relatives are members of the household. Household helpers, boarders and non-relatives are considered to be members of the household provided *they sleep in the same housing unit and have common arrangements for the preparation and consumption of food* and do not usually go home to their own family at least once a week.

The following individuals were enumerated as members of a household:

- a) those whose usual place of residence is the housing unit where the household lives;
- b) family members who are overseas workers and who are away at the time of the census;
- c) those whose usual place of residence is the place where the household lives but who are temporarily away at the time of the census for any of the following reasons:
  1. they are on vacation, on a business/pleasure trip or studying/training somewhere in the Marshall Islands and are expected to be back within six months of the time of departure
  2. they are on vacation, on a business/pleasure/fishing trip or studying/training abroad and are expected to be back within a year of the time of departure
  3. they are working or attending school in some other place but come home at least once a week
  4. they are confined in hospital for a period of not more than six months at the time of enumeration except if they are confined as an inmate of a tuberculosis pavilion, mental hospital, leprosarium or leper colony, drug rehabilitation center, etc.



5. they are detained in jail or a military camp for a period of not more than six months at the time of enumeration except if their sentence or detention is expected to exceed six months
  6. they are training with the armed forces of the Marshall Islands if training is for not more than six months
  7. they are on board a coastal, inter-island or fishing vessel within Marshall Islands territories, or
  8. they are on board an oceangoing vessel but are expected to come home at least once every six months;
- d) boarders/lodgers of the household or employees of household-operated businesses who do not usually go to their respective homes weekly;
  - e) citizens of foreign countries, *excluding* members of diplomatic missions and non-Marshallese members of international organizations, but *including* Marshallese tourists/returnees who have resided or are expected to reside in the Marshall Islands for more than a year from their arrival; and
  - f) persons temporarily staying with the household who have no usual place of residence or who are not certain to be enumerated elsewhere.

### Usual residence

In delineating household membership, a basic criterion is the usual place of residence or the place where the person usually resides. This term refers to the geographic place where the person resides. It may be the same as or different from the place where they are found at the time of the census. As a rule, it is the place where they usually sleep.

### Membership of institutional population

The following persons were listed as members of the institutional population:

- a) permanent lodgers in boarding houses;
- b) dormitory residents who do not go home at least once a week;
- c) hotel residents who have stayed six months or more at the time of the census;
- d) boarders in residential houses, provided that their number is 10 or more (note: if the number of boarders in a house is less than 10, they will be considered members of regular households, not institutional);
- e) patients in hospitals who are confined for at least six months;
- f) seminarians and nuns in convents; and
- g) inmates of penal colonies or prison cells.

## Buildings listed

A building is defined as any structure built, designed or intended for the enclosure, shelter or protection of any person, animal or property. It consists of one or more rooms and/or other spaces, covered by a roof and usually enclosed within external walls, or with common dividing walls with adjacent buildings, which usually extend from the foundation to the roof.

Only those *buildings that contain living quarters*, whether occupied or vacant, were listed. More specifically, ***the buildings to be listed*** were the following:

- a) residential buildings that are presently occupied by a household;
- b) vacant residential buildings except those that are open to the elements – that is, if the roof, walls, windows and/or doors no longer protect the interior from wind and rain as a result of fire, deterioration or vandalism;
- c) vacant deteriorated residential buildings that show some signs that deterioration is being prevented to some extent, such as when windows and/or doors are covered by wood, metal or other materials to keep them from being destroyed or to prevent entry into the building, or secondary posts have been added to prevent a building from collapsing;
- d) new residential buildings that are still not occupied or still under construction, if at the time of the visit the roof and walls are already in place;
- e) residential buildings that are presently not occupied by a household but are used for purposes other than residence, provided they still have one or more vacant housing units;
- f) institutional living quarters that are in operation, such as hotels, motels, dormitories, lodging houses, seminaries, mental hospitals and prisons;
- g) non-residential buildings presently occupied by a household; and
- h) non-residential buildings that have one or more vacant housing units with complete facilities for cooking, dining and sleeping, with or without inner partitions.

## Living quarters

Living quarters are any structurally separate and independent places of abode. They may have been constructed, built, converted or arranged for human habitation, provided that they are not at the time of the census used wholly for other purposes.

## Housing units listed

A housing unit is any structurally separate and independent place of abode that, by the way it has been constructed, converted or arranged, is intended for habitation by one household. Structures or parts of structures that are not intended for habitation, such as commercial, industrial and agricultural buildings, or natural and man-made shelters such as caves, boats, abandoned trucks, culverts, etc., but that are used as living quarters by households, are also considered as housing units:

- a) occupied or vacant housing units in single residential houses;
- b) occupied or vacant housing units in multi-unit residential buildings, such as apartment units;
- c) occupied makeshift houses;
- d) vacant housing units in residential buildings used for purposes other than residential;
- e) housing units that are still under construction but the roof and walls are already in place;
- f) occupied housing units in institutional living quarters such as hotels, motels, dormitories, lodging houses and seminaries;
- g) occupied housing units in non-residential buildings such as offices and churches; and
- h) vacant housing units with complete facilities for cooking, dining and sleeping in institutional living quarters and non-residential buildings.

### **Institutional living quarters listed**

These are structurally separate and independent places of abode intended for habitation by large groups of individuals. Such quarters usually have certain common facilities, such as kitchen and dining room, toilet and bath, and lounge areas, that are shared by the occupants. The following are considered institutional living quarters:

- a) hotels, motels, dormitories, other lodging houses that provide lodging on a fee basis;
- b) hospitals;
- c) seminaries, convents, nunneries and boarding schools;
- d) corrective and penal institutions;
- e) logging, mining and construction/public works camps; and
- f) oceangoing and inter-island/coastal vessels.

## Other basic concepts

<b>Age of last birthday</b>	Interval between a person's date of birth and before 3 April 2011, in completed years
<b>Citizenship</b>	Legal nationality of a person
<b>Disability</b>	Any restriction or lack (resulting from an impairment) of ability to perform an activity in the manner or within the range considered normal for a human being
<b>Highest educational attainment</b>	Highest grade or year completed at school, college or university
<b>Institutional population</b>	Persons who are found living in institutional living quarters; they may have their own families or households elsewhere but at the time of the census they are committed or confined in institutions, or they live in institutional living quarters and are usually subject to a common authority or management, or are bound by either a common public objective or a common personal interest
<b>Literacy</b>	Ability of a person to read and write a simple message; ability of a person to read and write a simple sentence in any language or dialect. A person who knows how to read and write but at the time of the census can no longer read and/or write due to some physical defect or illness is considered literate. Disabled persons who can read and write through any means such as Braille are considered literate.
<b>Marital status</b>	Status of an individual with reference to the marriage laws or customs of RMI
<b>Economically active</b>	The employed and the unemployed
<b>Employed population</b>	Those who were active during the week before the census in providing for themselves or their families
<b>Unemployed population</b>	All those who sought work in the week before the census as well as those who did not seek work but were available for work
<b>Working-age population</b>	All persons aged fifteen years or over.
<b>Job or business</b>	Any work or job that a person does for pay, in cash or in kind, in an establishment, office, making copra, or private home, or for profit or without pay on family business
<b>Overseas worker</b>	An RMI resident who has employment outside of RMI
<b>Occupation</b>	Type of work performed and/or trade or profession being pursued by a person during the seven days prior to the census, such as deep-sea fisherman, taxi driver, typist, beauty parlour operator, etc. If he/she is not at work but has a job, occupation refers to the kind of job he/she was doing or will be doing if merely waiting for a new job to begin within two weeks from the date of the interview.
<b>Industry</b>	Nature or character or activity of the business or enterprise or the place wherein the person worked in the seven days prior to the census
<b>Remittance income</b>	Regular income a household may receive from other households that can be residing overseas or elsewhere in the Marshall Islands in the past 12 months from the census reference date
<b>Home production income</b>	Rough estimate of total income (less expenses) the household may receive from home production activities for the past 12 months from the census reference date
<b>Other income</b>	Income a person has received in the past 12 months from the census reference date, e.g. from wages and salaries, pensions, net receipts from businesses/profession, commissions, tips, bonuses, allowances, interests and dividends, survivor and disability pensions

## CHAPTER 3

# POPULATION SIZE AND GROWTH

### National population size and growth

The census of the Marshall Islands conducted on 5 April 2011 enumerated a total population of 53,158, of whom 27,243 were males and 25,915 females. The census showed an increase of 2,318 persons or 4.6% from the previous census conducted on 1 June 1999. These figures are comparable as both censuses adopted the *de jure* method of enumeration, which means that people were enumerated according to their place of ‘usual residence’, i.e. the place where a person lives and sleeps most of the time.

**Figure 3.1: Population and average annual growth rate, RMI: 1920-2011**

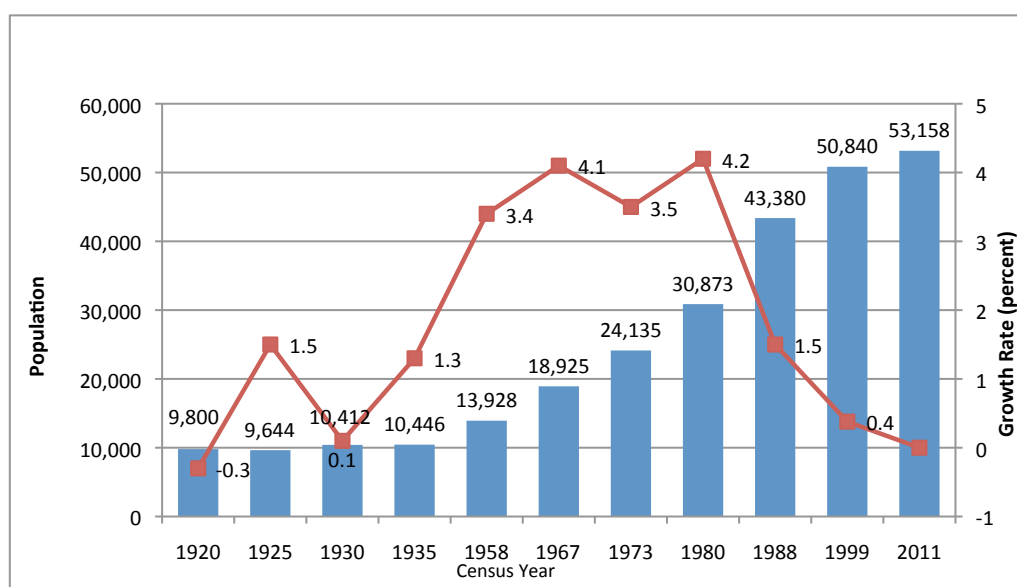


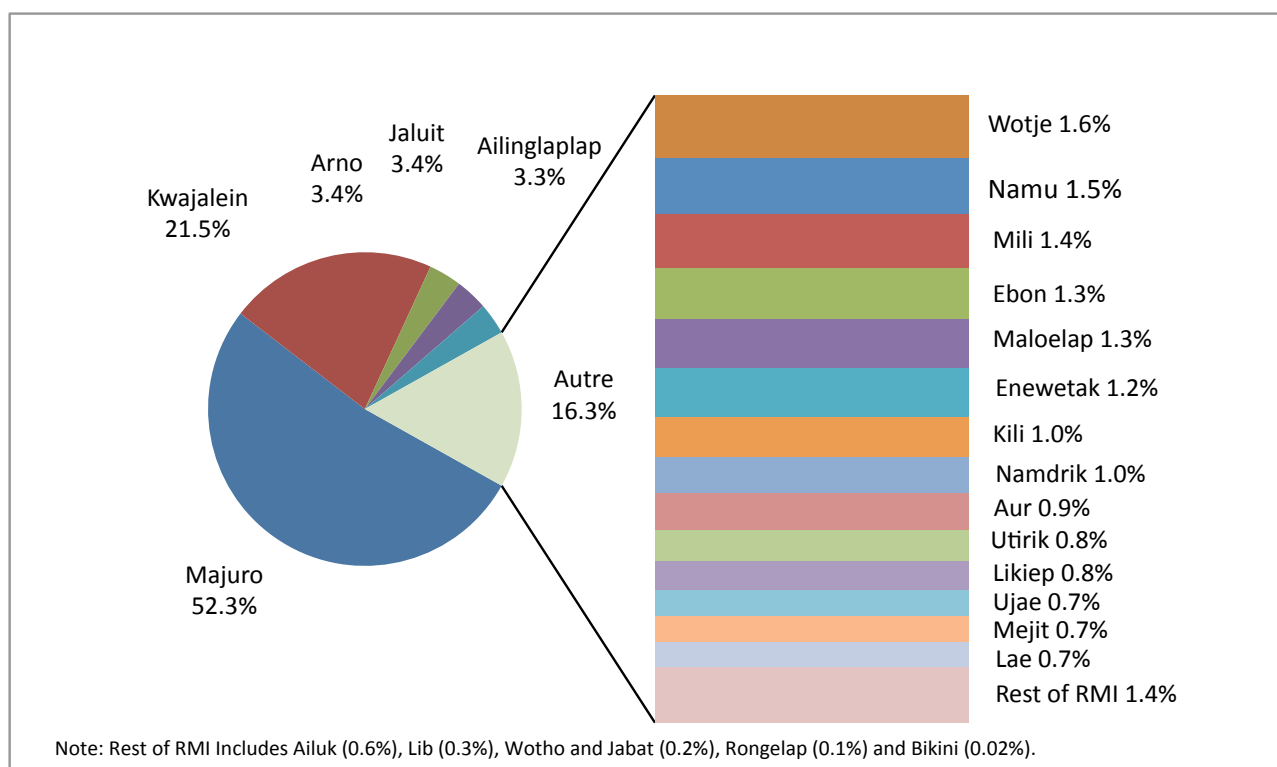
Figure 3.1 presents the size and average annual growth rate of population of the Marshall Islands from 1920 to the present. The population growth rate of the Marshall Islands was rather slow until 1958, fluctuating from a negative growth of -0.3% per annum during the 1920–1925 period to a positive growth of 1.5% per annum during the 1925–1930 period. It was only after 1958 that the Marshall Islands witnessed a rapid increase in population, with the rate jumping to 3.4% per annum between the 1958 and 1967 censuses. During the period 1967–1973, the growth rate further rose to 4.1% and then declined to 3.5% during the 1973–1980 period. However, it further climbed to 4.2% per annum during the period 1980–1988 before it plunged to 1.5% during the period 1988–1999. The population growth rate of the Marshall Islands continued to fall, registering a very low 0.4% per annum during the intercensal period 1999–2011. If the present growth rate continues, the population of the Marshall Islands will increase to double its present size in 173 years.

The main reason for the significant decline in the growth rate of population since 1988 is emigration. While the rate of natural increase (RNI) of population based on the 1999 census was estimated at 3.7% per annum, RNI is estimated at 2.8% per annum based on the 2011 census. RNI is the difference between the crude birth rate (CBR) and crude death rate (CDR). Based on the 2011 census, the estimated CBR and CDR are 32.1 per 1,000 and 3.7 per 1,000, respectively. Estimation of CBR and CDR using indirect technique is discussed in Chapter 8. The decline in the growth rate of population is also attributed to a fall in the fertility rate of the Marshall Islands. The total fertility rate has dropped from 5.7 per woman in 1999 to 4.1 in 2011.

### Population distribution by atoll/island

Figure 3.2 shows the distribution of population by atoll/island. Almost three-fourths of the population of the Marshall Islands (73.8%) resides in Majuro and Kwajalein. Arno and Jaluit each comprise 3.4% of the total population and Ailinglaplap 3.3%; the rest of the atoll/island constitutes the remaining 16.3% of the total population. While the population of Majuro is 27,797 or 52.3% of the total population, the population of Kwajalein is 11,408 or 21.5% of the total population. Table 3.1 reveals that during the intercensal period 1999–2011, the population of Majuro increased by 1.4% per annum and the population of Kwajalein increased by 0.4% per annum. However, it should be noted that Majuro and Kwajalein experienced a decline in the growth rate of population from the previous intercensal period 1988–1999 rates, which were 1.8% per annum and 1.5% per annum, respectively.

**Figure 3.2: Percentage distribution of population by Atoll/Island, RMI: 2011**





It can also be seen from Table 3.1 that the population growth rates of 18 other atolls/islands in the country declined during the intercensal period 1999–2011, while those of four others, namely Jaluit, Lae, Lib and Rongelap, increased. There is a marked variation in the average annual growth rate of population by atoll/island, ranging from the negative growth rate of 3.5% per annum in Ailuk and 3.6% per annum in Namdrik to the positive growth rate of 12.1% per annum in Rongelap. However, in terms of size, the population of Rongelap increased from 19 in 1999 to 79 in 2011. During the 1999–2011 intercensal period, aside from Majuro and Kwajalein, Jaluit, Lae, Lib, Rongelap and Utirik experienced positive growth in population, while all other atolls/islands experienced negative growth. Bikini, Jabat, Lib, Rongelap and Wotho represent the five least populated (less than 200 people) atolls/islands during the 2011 census. It should, however, be noted that the enumerated population in Bikini (9 males) and Rongelap (78 males and 1 female) were all living in construction or public works camps. On the other hand, three atolls aside from Majuro and Kwajalein have more than 1,000 people, namely Ailinglaplap (1,729), Arno (1,794) and Jaluit (1,788).

**Table 3.1: Population enumerated in 1988, 1999 and 2011 censuses and intercensal population growth rate for atolls/islands, RMI**

Atoll/island	Population			Average annual growth rate (%)	
	1988 census	1999 census	2011 census	1988–1999	1999–2011
<b>Marshall Islands</b>	<b>43,380</b>	<b>50,840</b>	<b>53,158</b>	<b>1.5</b>	<b>0.4</b>
Ailinglaplap	1,715	1,959	1,729	1.3	-1.1
Ailuk	488	513	339	0.5	-3.5
Arno	1,656	2,069	1,794	2.1	-1.2
Aur	438	537	499	1.9	-0.6
Bikini	10	13	9	2.5	-3.1
Ebon	741	902	706	1.9	-2.1
Enewetak	715	853	664	1.7	-2.1
Jabat	112	95	84	1.6	-1.0
Jaluit	1,709	1,669	1,788	-0.2	0.6
Kili	602	774	548	2.4	-2.9
Kwajalein	9,311	10,902	11,408	1.5	0.4
Lae	319	322	347	0.1	0.6
Lib	115	147	155	2.3	0.5
Likiep	482	527	401	0.8	-2.3
Majuro	19,664	23,676	27,797	1.8	1.4
Maloelap	796	856	682	0.7	-1.9
Mejit	445	416	348	-0.6	-1.5
Mili	854	1,032	738	1.8	-2.9
Namdrik	814	772	508	-0.5	-3.6
Namu	801	903	780	1.1	-1.2
Rongelap	–	19	79	–	12.1
Ujae	448	440	364	-0.2	-1.6
Ujelang	–	–	–	–	–
Utirik	409	433	435	0.5	0.0
Wotho	90	145	97	4.5	-3.4
Wotje	646	866	859	2.8	-0.1

## Population density

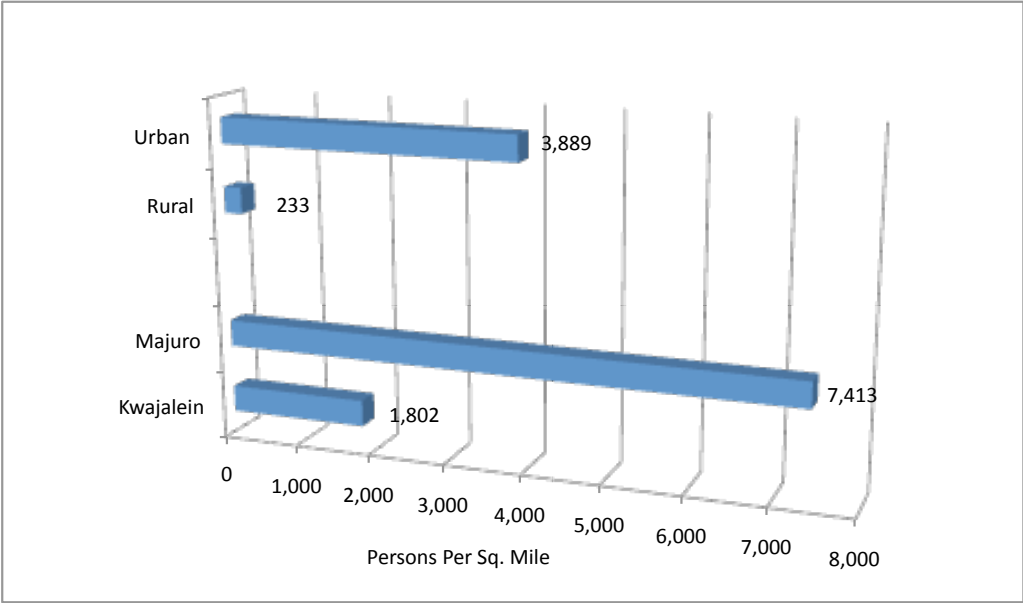
Table 3.2 presents the population density of all inhabited atolls/islands in the country based on the 2011 census. The population density of the Marshall Islands increased slightly from 726 persons per square mile in the 1999 census to 759 persons per square mile in the 2011 census. The population density varies markedly by atoll/island. The most densely populated atoll in the country is Majuro, with a population density of 7,413 persons per square mile, followed by Kwajalein, with 1,802 persons per square mile, and Kili, with 1,522 persons per square mile. By contrast, besides Bikini and Rongelap, five other atolls/islands, namely Ailuk, Likiep, Maloelap, Mili and Wotho, have a population density of less than 200 persons per square mile.

**Table 3.2: Land area, population density in 1999 and 2011 censuses and density rank in 2011 by atoll/island, RMI**

Atoll/island	Land area (sq. miles)	Population		Population density (population per square mile)		Rank according to 2011 population density
		1999 census	2011 census	1999 census	2011 census	
<b>Marshall Islands</b>	<b>70.07</b>	<b>50,840</b>	<b>53,158</b>	<b>726</b>	<b>759</b>	–
Ailinglaplap	5.67	1,959	1,729	346	305	15
Ailuk	2.07	513	339	248	164	20
Arno	5.00	2,069	1,794	414	359	12
Aur	2.17	537	499	247	230	18
Bikini	2.32	13	9	6	4	25
Ebon	2.22	902	706	406	318	14
Enewetak	2.26	853	664	377	294	16
Jabat	0.22	95	84	432	382	11
Jaluit	4.38	1,669	1,788	381	408	10
Kili	0.36	774	548	2,150	1,522	3
Kwajalein	6.33	10,902	11,408	1,722	1,802	2
Lae	0.56	322	347	575	620	4
Lib	0.36	147	155	408	431	9
Likiep	3.97	527	401	133	101	22
Majuro	3.75	23,676	27,797	6,314	7,413	1
Maloelap	3.79	856	682	226	180	19
Mejit	0.72	416	348	578	483	6
Mili	6.15	1,032	738	168	120	21
Namdrik	1.07	772	508	721	475	7
Namu	2.42	903	780	373	322	13
Rongelap	3.07	19	79	6	26	24
Ujae	0.72	440	364	611	506	5
Ujelang	0.67	0	0	–	–	–
Utirik	0.94	433	435	461	463	8
Wotho	1.67	145	97	87	58	23
Wotje	3.16	866	859	274	272	17

Figure 3.3 shows that urban areas are more densely populated than rural areas, with a population density of 3,889 persons per square mile in urban areas compared to 233 persons per square mile in rural areas. Majuro and Kwajalein atolls are designated as urban areas while the remainder of the islands are designated as rural areas.

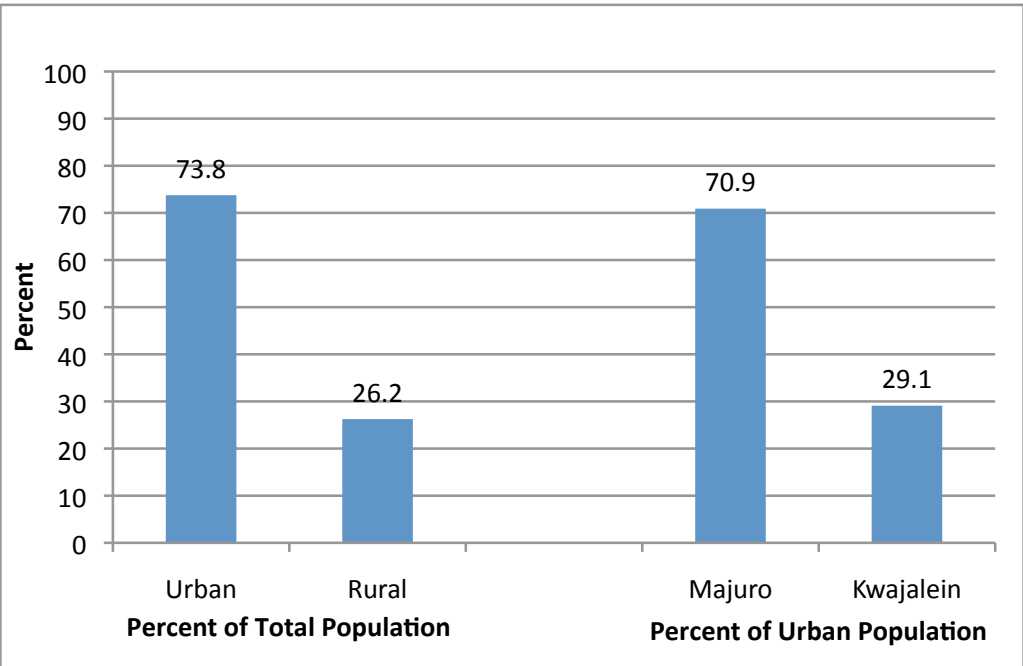
**Figure 3.3: Density of urban and rural population, RMI: 201**



### Urban–rural distribution

Almost three-fourths (73.8%) of the population of the Marshall Islands in 2011 lived in urban areas, up from 65.2% in 1999. Of those living in urban areas, 70.9% were located in Majuro atoll and the remaining 29.1% in Kwajalein atoll (Figure 3.4).

**Figure 3.4: Percentage distribution of total population and urban population, RMI: 2011**



## CHAPTER 4

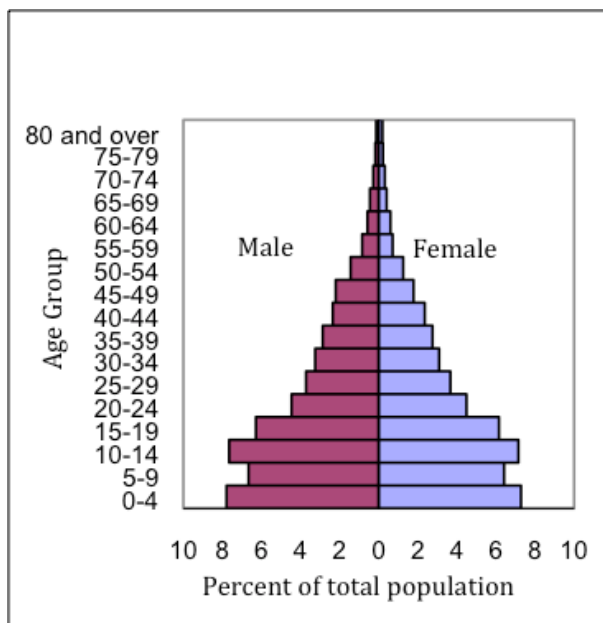
### AGE-SEX COMPOSITION

#### Age-sex pyramid

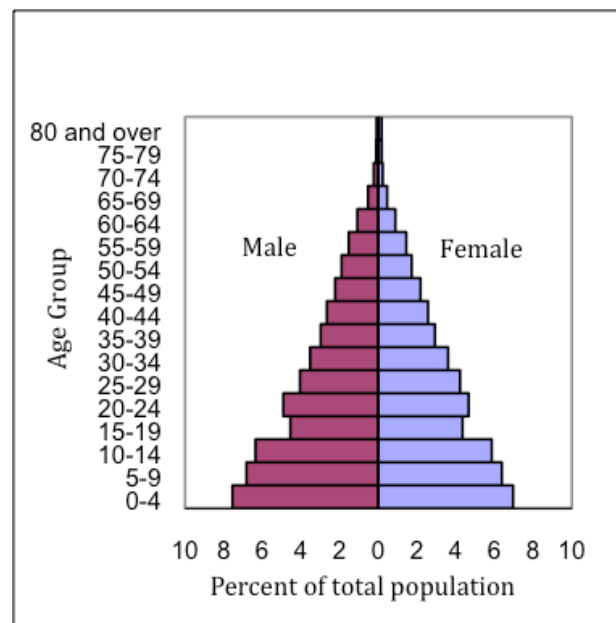
Figures 4.1 and 4.2 show the age-sex structure of the population enumerated in the 1999 and 2011 censuses, while figures 4.3 and 4.4 show the age-sex structure of the population in urban and rural areas in 2011. Marked difference in age structure of the population is evident between the 1999 and 2011 censuses.

The base of the age pyramid (under 20 years) of the 2011 census (Figure 4.2) is somewhat narrower than that of the 1999 census (Figure 4.1). By contrast, male and female bars in the age groups 20 years and over are relatively longer in the 2011 census than in the 1999 census. As stated in the 1999 census report, shorter male and female bars in the age group 5–9 as compared to the adjacent age groups are the result of the rapid decline in fertility during the previous 10 years and a massive out-migration involving families of young children. The 2011 age pyramid also reflects the impact of such decline in fertility causing a deficit of population in the age group 15–19, as a majority of the population aged 5–9 enumerated in the 1999 census are reported in the age group 15–19 in the 2011 census and some would be in the next age group 20–24. The consistency of the 1999 and 2011 age pyramids validates the accuracy of age reporting in the Marshall Islands censuses.

**Figure 4.1: Age-sex pyramid of the RMI: 1999**

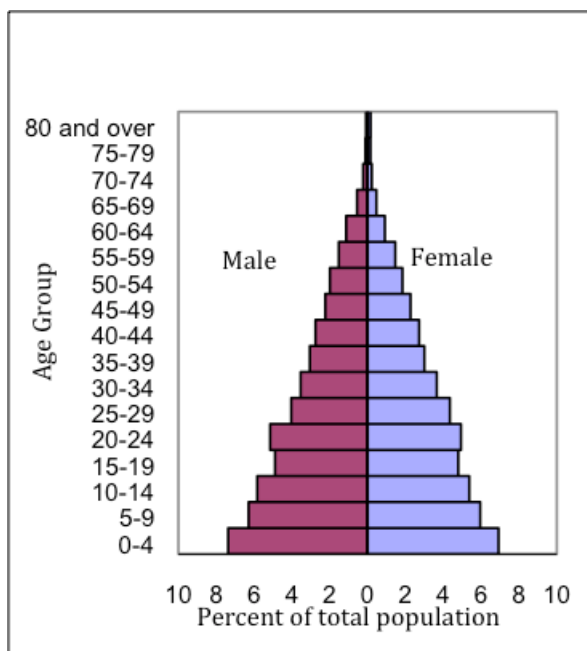


**Figure 4.2: Age-sex pyramid of the RMI: 2011**

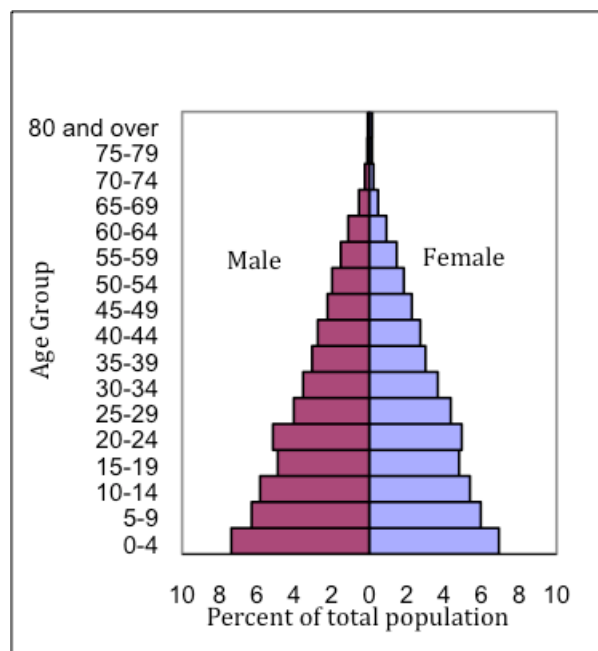


The shape of the age pyramids of the urban and rural populations closely resemble each other, except that the age pyramid of the rural population (Figure 4.4) has relatively longer bars than that of the urban population under age 20 (Figure 4.3). This is due to the fact that women in rural areas have higher fertility than women in urban areas (see Chapter 8).

**Figure 4.3: Age-sex pyramid urban sector: 2011**



**Figure 4.4: Age-sex pyramid rural sector: 2011**



### Population distribution by broad age groups

Figure 4.5 presents the distribution of population of the Marshall Islands by broad age groups in 1999 and 2011. While the share of the population under age 15 is close to 40% of the total population in 2011, it has declined from 43% in 1999. As expected, the population of the Marshall Islands has become somewhat old in 2011 in comparison with the population in 1999. However, the size of the older population 60 years and over is only 4% of the total population in the 2011 census, which is still far below an ageing population (defined as having 7% of the total population aged 60 years and over). The percentage of population in the age group 15–59 has also gone up, from 53.7% in 1999 to 56.1% in 2011.

**Figure 4.5: Percentage distribution of population by broad age groups, RMI: 1999 and 2011**

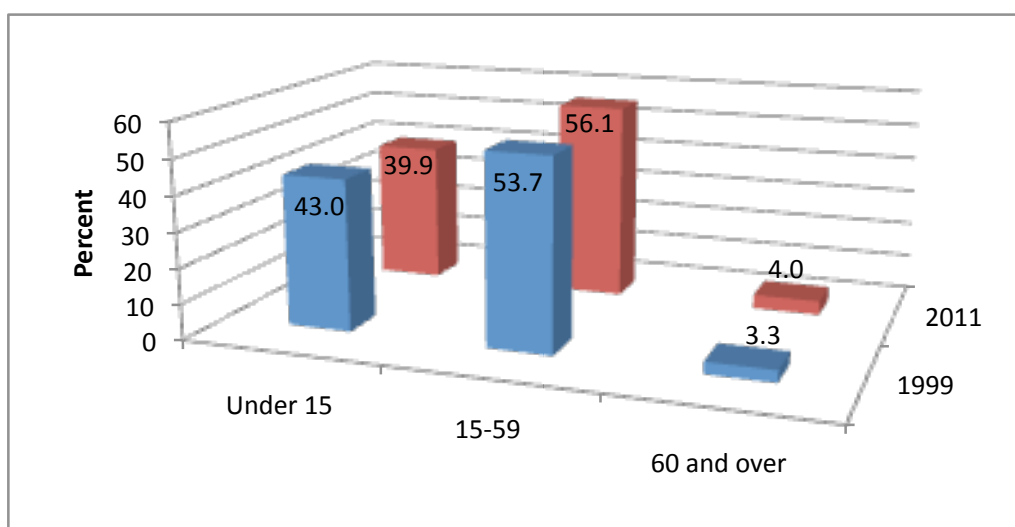
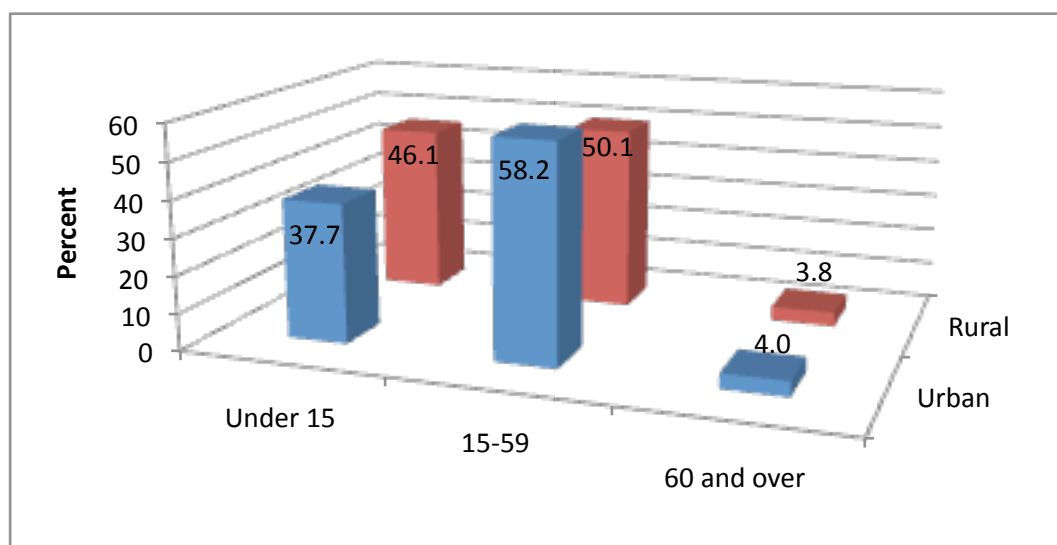


Figure 4.6 shows that in the 2011 census, the distribution of population by broad age groups in urban areas is remarkably different from that of rural areas. As a result of higher fertility in rural areas than in urban areas, the rural population continues to be very young, representing 46.1% of the total population under age 15 as compared to 37.7% in urban areas. The percentage of older population differs very little between urban areas (4%) and rural areas (3.8%). By contrast, the percentage of population in the age group 15–59 is significantly higher in urban areas (58.2%) than in rural areas (50.1%). This may be primarily due to the migration of working-age population from rural to urban areas; in addition, decline in fertility in urban areas contributes to the rise in working-age population as the high-fertility cohort begins to move to this age group.

**Figure 4.6: Percentage distribution of population by urban-rural residence, RMI: 2011**



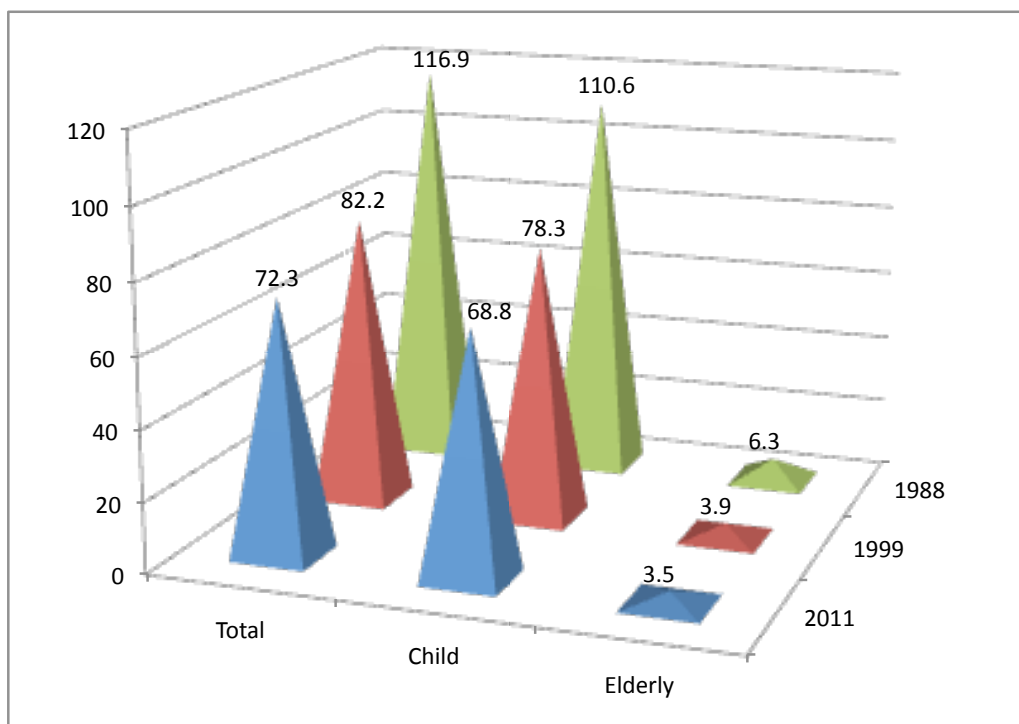
### Median age

The Marshall Islands has witnessed a substantial decline in fertility and increase in longevity during the past two decades. As a result, the median age of the national population, for both males and females, increased from 14 years in 1988 to 18 years in 1999, with a further increase to 20.6 years in 2011. As expected, the median ages of urban and rural populations are 21.3 years and 17.9 years, respectively. The 2011 census also reveals a wide variation in the median age of the population by atoll/island. With the exception of Bikini and Rongelap, the median age ranges from 13.2 years (in Lib) to 21.9 years (in Wotho). Bikini and Rongelap atolls, which are inhabited only by construction workers, have median ages of 32.7 years and 46.3 years, respectively. The median ages in Kwajalein and Majuro are 19.7 years and 21.8 years, respectively.

## Dependency ratio

The Marshall Islands has undergone a substantial change in the age structure of the population during the past two decades. On the one hand, the percentage of young population below age 15 has declined; on the other hand, the percentage of working-age population 15–64 has gone up. The share of the older population 65 years and over has increased very modestly. This has resulted in a decline of both the child and elderly dependency ratios of the Marshall Islands. It is evident from Figure 4.7 that the child dependency ratio, which is the number of children below age 15 per 100 persons in the working-age population (15–64 years), substantially declined from 110.6 in 1988 to 78.3 in 1999, with a further decline to 68.8 in 2011. Likewise, the elderly dependency ratio, which is the number of persons aged 65 years and over per 100 persons in the working-age population, declined markedly from 6.3 in 1988 to 3.9 in 1999, with a further drop to 3.5 in 2011. The total dependency ratio has sharply declined to 72.3 in 2011 from 82.2 in 1999, a drop in total dependency by 10 persons below age 15 and 65 years and over. If children below age 15 and persons 65 years and over are considered economically dependent on the working-age population, the number of dependents that every 100 persons in the working-age population had to support in 2011 was fewer by 10 persons than in 1999.

**Figure 4.7: Total, child and elderly dependency ratios (per 100 working-age population), RMI: 1988, 1999 and 2011**



## Sex ratio

Figure 4.8 shows the sex ratio of the population of the Marshall Islands during the census years from 1920 to 2011. The sex ratio, which is defined as the number of males per 100 females, of the national population declined sharply from 113 males per 100 females in 1920 to 104 males per 100 females in 1967. The sex ratio increased modestly to 105.5 in 1980 and has remained relatively constant at 105 males per 100 females from 1988 to 2011.

**Figure 4.8: Sex ratio of population (males per 100 females), RMI: 1920-2011**

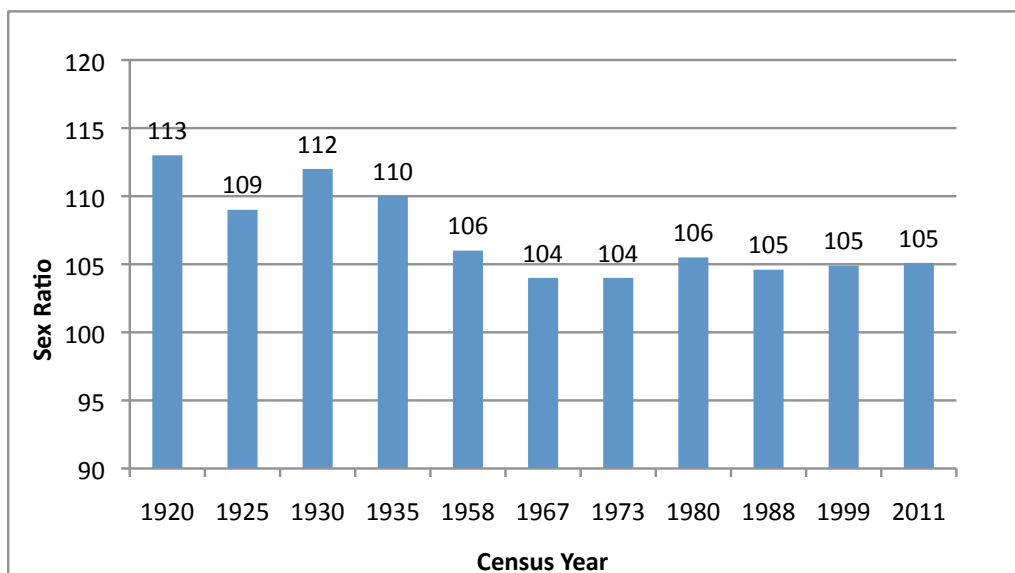


Table 4.1 presents sex ratio by age during the census years from 1988 to 2011. Overall, the age-specific sex ratios of the population reported in the 2011 census reveal an excess of males over females in almost all age groups except 25–29, 30–34 and 75 years and over. In general, age-specific sex ratios range from 96.1 to 111.1. However, there are some outliers with an abnormally low sex ratio of 65.5 reported in the age group 75 years and over, and abnormally high sex ratios of 124.7 and 119.2 reported in the age groups 60–64 and 65–69, respectively.

The high sex ratio reported in the age groups 60–64 and 65–69 in the 2011 census is consistent with the 1999 census result as these populations were about 12 years younger and a majority of them were enumerated in the age groups 50–54 and 55–59 in the 1999 census. The explanation given in the 1999 census report was that there were more non-Marshallese citizens in these age groups, with a predominance of males over females. A similar explanation can be put forward for the abnormally high sex ratio of population in the age groups 60–64 and 65–69 in 2011. Nonetheless, as reported in the 1999 census, sharp increases in the sex ratio in the age groups 50–74 may be attributed to the effect of sex differential in age misreporting. It is widely observed that women, especially those in their late forties or fifties, tend to understate their age, and that men in their sixties tend to overstate their age. An abnormally low sex ratio of 65.5 reported in the age group 75 years and over could be due to higher mortality of males than females.

Low sex ratio (deficit of males) reported in the age groups 25–29 and 30–34 could be due to out-migration of more males than females in these age groups. A similar explanation was given in the 1999 census report on the low sex ratio of 99.4 reported in the age group 20–24. Note that a majority of the population enumerated in the age group 20–24 in the 1999 census will have reached the age group 30–34 in the 2011 census, which further reinforces the consistency and accuracy of age reporting in the 1999 and 2011 censuses.



**Table 4.1: Age-specific sex ratios, RMI: 1988, 1999 and 2011**

Age group	1988	1999	2011
All ages	104.6	104.9	105.1
0–4	104.6	107.1	108.5
5–9	104.3	103.9	107.0
10–14	108.3	107.1	108.5
15–19	106.2	102.2	104.8
20–24	92.4	99.4	105.5
25–29	100.9	101.6	96.1
30–34	103.1	105.4	98.1
35–39	122.7	104.3	102.3
40–44	103.3	100.0	104.0
45–49	130.1	123.8	102.9
50–54	108.1	115.3	111.1
55–59	111.8	120.0	106.9
60–64	97.2	96.4	124.7
65–69	88.3	112.2	119.2
70–74	96.3	91.7	109.2
75 and over	81.4	77.9	65.5

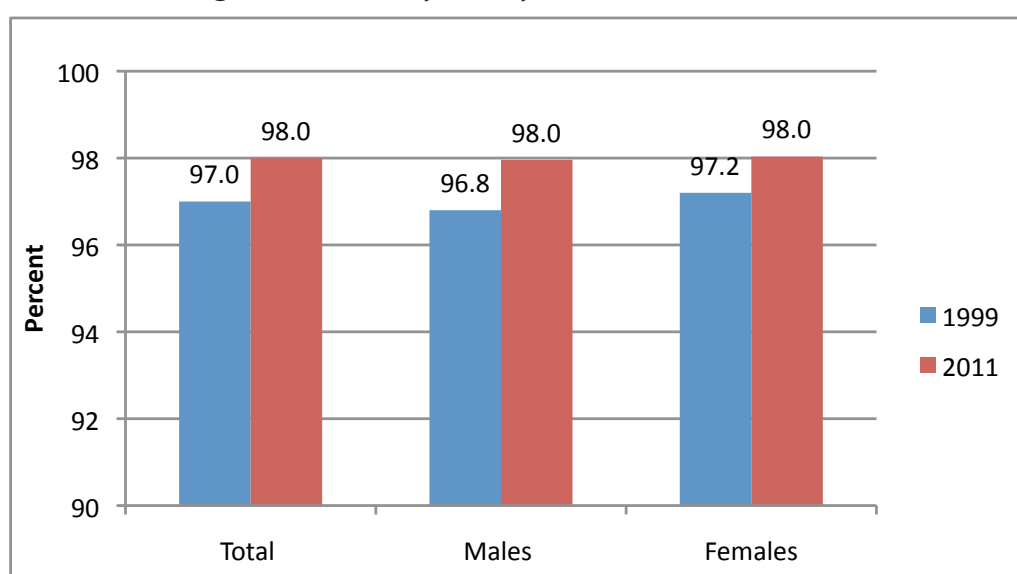
## CHAPTER 5

# LITERACY, EDUCATION AND SCHOOL ATTENDANCE

### Literacy

Figure 5.1 shows that the literacy rate of the household population 10 years and older has increased from 97% in the 1999 census to 98% in the 2011 census. While slightly more females were literate than males in 1999, this gap has reduced to almost nil in 2011. These figures are comparable, because in each census a literate person was defined as one who can, with understanding, both read and write a simple message in any language.

**Figure 5.1: Literacy rate by sex, RMI: 1999 and 2011**

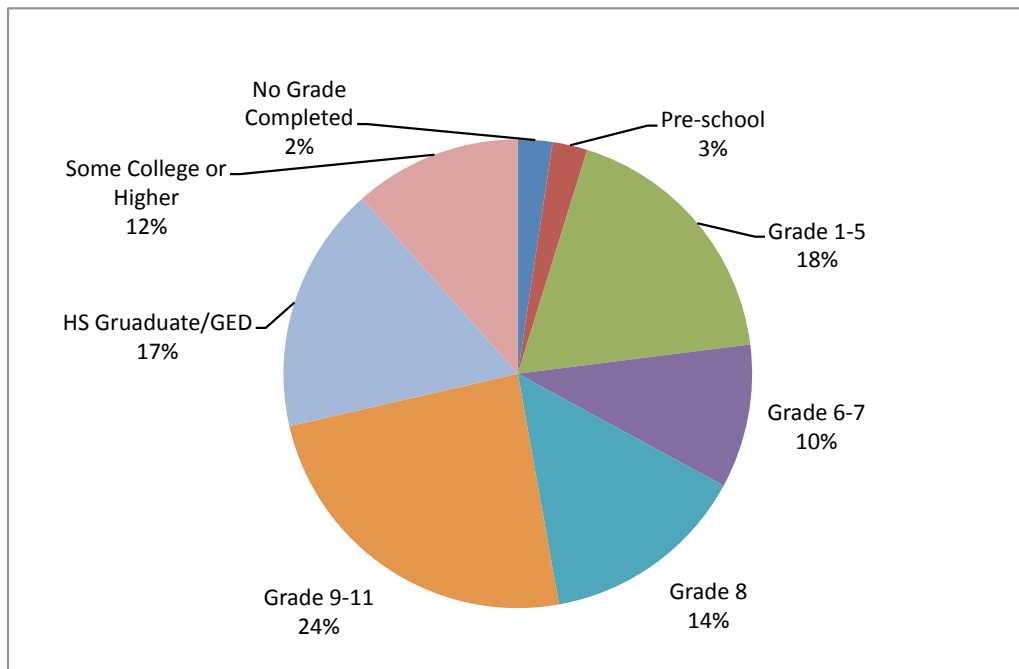


### Highest grade completed

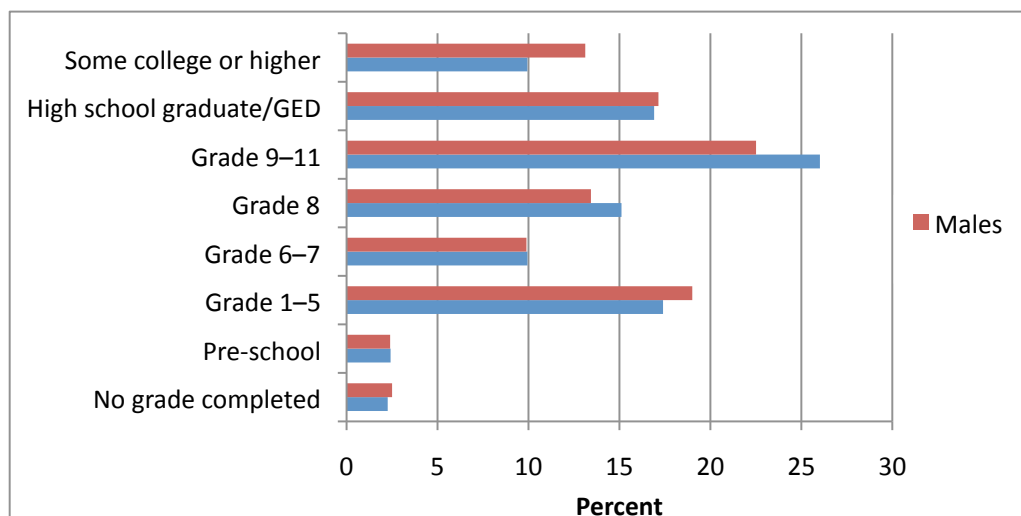
Figure 5.2 shows the distribution of population six years and older by highest grade completed in 2011. Some 17% of the population six years and older have completed either high school (Grade 12) or GED, while another 12% have completed some college or higher. Almost one-fourth (24%) have completed grade 9–11, while those who have completed grade 8 comprise 14%. Over a quarter of the population (28%) six years and older have completed elementary grades 1–7, and 3% have completed pre-school. Only 2% were reported to have never been to school.

It is interesting to note that more males than females were reported to have completed a higher level of education. While 13.1% of males have at least some college education as compared to 9.9% of females (Figure 5.3), there is very little difference in the percentage of those who have completed high school or GED by sex. However, more females than males were reported to have completed grade 8–11.

**Figure 5.2: Population six years and older by highest grade completed, RMI: 2011**



**Figure 5.3: Population six years and older by highest grade completed and sex, RMI: 2011**



The percentage of population six years and older who have completed at least a secondary level of education varies to a large extent by atoll/island. As seen in Figure 5.4, Bikini and Rongelap have the highest percentage of population six years and older (over two-fifths) who have completed at least a secondary level of education. Majuro and Kwajalein rank third and fourth, with 34.8% and 27.5%, respectively, who have completed at least a secondary level of education. By contrast, Lib and Mili were reported to have the lowest percentage of population six years and older who have completed at least a secondary education. The reason for the high percentages of population six years and older who have completed at least a secondary level of education in Bikini and Rongelap is that the residents in these two atolls comprise construction workers aged 15 years and above, with a median age of 46.3 years and 32.7 years, respectively. Most of the residents in these two atolls are likely to have completed the highest level of formal education in their life, as the level of education of a person is directly related to age, at least up to a certain age – say, 25 years.

**Figure 5.4: Percent of population six years and older who completed high school or higher level of education by atoll/island, RMI: 2011**

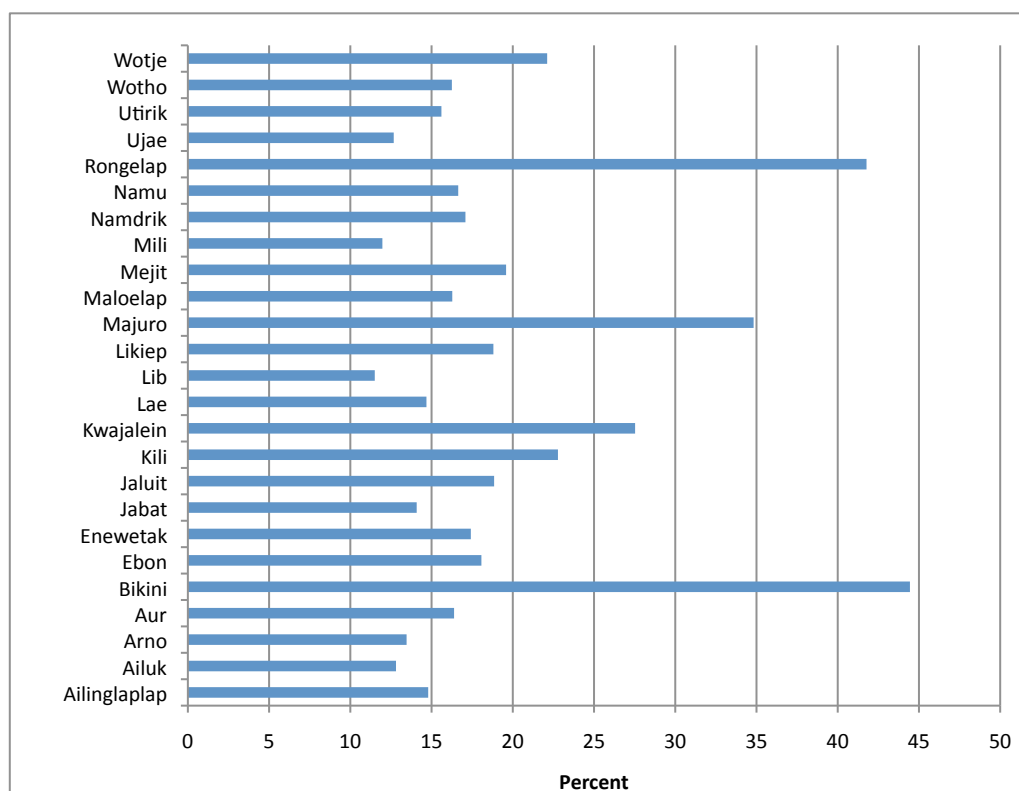
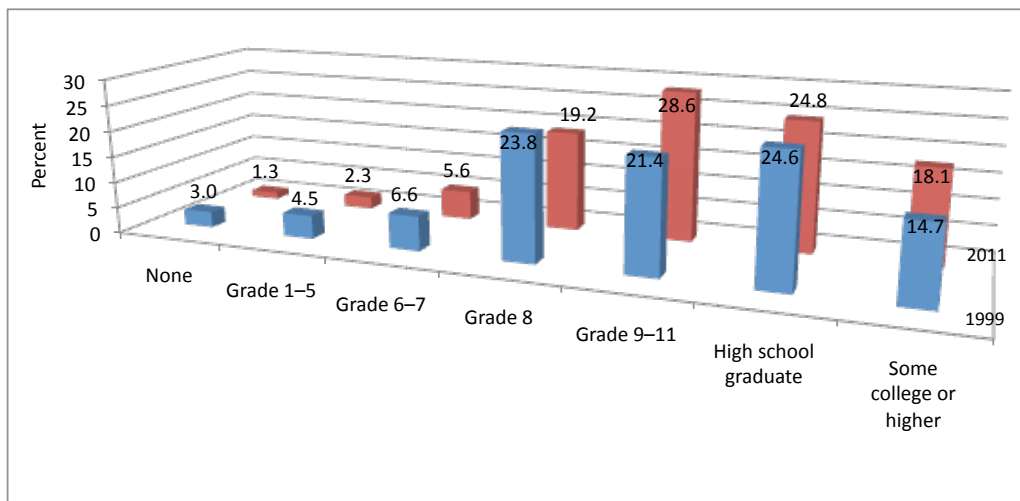


Figure 5.5 shows the percentage of population 25 years and older by highest grade completed in 1999 and 2011. The level of education of the Marshall Islands has improved between 1999 and 2011. As expected, the percentage of population 25 years and older who have completed some college has increased from 14.7% in 1999 to 18.1% in 2011. The percentage of population 25 years and older who have completed grade 9–11 has also increased, to 28.6 in 2011, from 21.4 in 1999, but the percentage of those who have completed high school has remained almost unchanged at about 25%. By contrast, the percentages of those who have no formal education and those who have completed up to grade 8 have declined between 1999 and 2011. In 2011, the primary graders comprised 2.3%; the sixth and seventh graders, 5.6%; the eighth graders, 19.2%; and those with no formal education, 1.3%. By comparison, in 1999 the primary graders were 4.5%; the sixth and seventh graders, 6.6%; the eighth graders, 23.8%; and those with no formal education, 3.0%.

**Figure 5.5: Population 25 years and older by highest grade completed, RMI: 1999 and 2011**



It is evident from Table 5.1 that in 2011, the urban population has a comparatively higher percentage of population who have completed high school and some college than the rural population. For instance, 19.4% of the urban population 25 years and older have completed some college and 27.7% have completed high school, in comparison with 14.6% of the rural population who have completed some college and 16.9% who have completed high school. There is virtually no urban/rural difference in the percentage of population 25 years and older who have completed grade 9–11 (28.6% in urban areas versus 28.8% in rural areas). However, the percentage of those who have completed grade 8 is much higher in rural areas (27.3%) than in urban areas (16.3%).

Table 5.1 also shows that there is a marked difference in the level of education by sex, with males having better levels of education than females. Irrespective of urban/rural residence, the percentage of population 25 years and older who have completed some college is much higher among males than among females (22.8% versus 15.9% in urban areas, and 17.8% versus 11.1% in rural areas). Likewise, a slightly higher percentage of males than females have completed high school in both urban and rural areas. By contrast, a lower percentage of males than females have completed grade 6–7, grade 8 and grade 9–11.

**Table 5.1 Percentage distribution of urban and rural population 25 years and older by level of education and by sex, RMI: 2011**

	Urban			Rural		
Highest grade completed	Total	Male	Female	Total	Male	Female
<b>Total</b>	<b>16,179</b>	<b>8,069</b>	<b>8,110</b>	<b>5,901</b>	<b>3,105</b>	<b>2,796</b>
	100	100	100	100	100	100
No grade completed	1.2	1.2	1.2	1.6	1.5	1.6
Pre-school	0.0	0.1	0.0	0.0	0.0	0.0
Grade 1–5	2.0	1.9	2.1	3.3	3.3	3.3
Grade 6–7	4.8	4.5	5.2	7.6	7.0	8.2
Grade 8	16.3	14.6	18.0	27.3	24.7	30.1
Grade 9–11	28.6	26.1	31.0	28.8	27.6	30.0
High school graduate/GED	27.7	28.8	26.6	16.9	17.9	15.8
Some college or higher	19.4	22.8	15.9	14.6	17.8	11.1

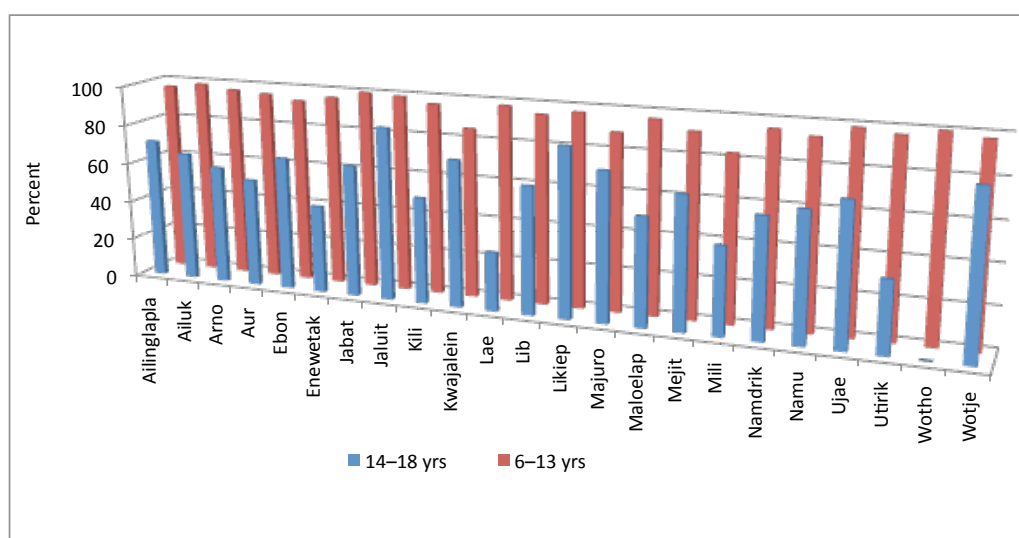
## School attendance

Population 6–18 years old is the school age population, or persons who are normally expected to be attending elementary and secondary schools. Of this population, those aged 6–13 years are considered the elementary school age population and those aged 14–18 years are considered the secondary school age population. The 2011 census records a total of 15,564 persons in this school age population, of whom 13,253 or 85.2% have attended school during the school year preceding the census. The census data also reveals that over 90% of the elementary school age population have attended elementary school, in comparison with 73.1% of the secondary school age population who have attended secondary school.

The 2011 census exhibits a wide variation in school attendance by atoll and island (Figure 5.6). Jabat and Wotho, which have the third and fourth smallest populations among the 25 inhabited atolls/islands in the country, reported a 100% school attendance in the elementary school age population. Elementary school attendance was over 90% in all atolls/islands except Kwajalein, Majuro and Mili: it was 88.9% in Majuro, 85.5% in Kwajalein and 83.1% in Mili.

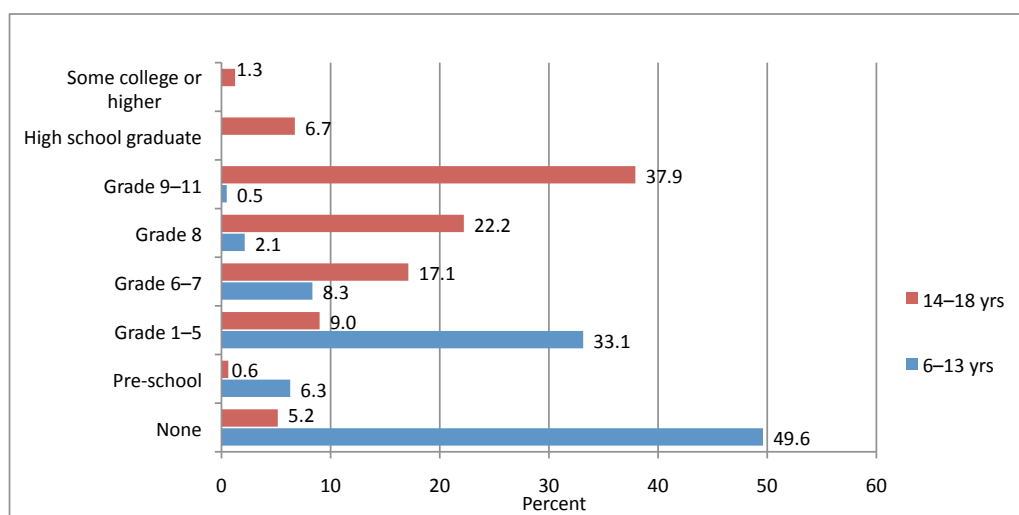
In the secondary school age population 14–18 years old, the highest school attendance was recorded in Jaluit (87.1%), followed by Likiep (85%). By contrast, Lae and Utirik recorded the lowest percentage of secondary school attendance: 29.4% in the former and 35.7% in the latter. It is, however, to be noted that there were only three persons in the secondary school age population in Wotho and none of them had attended secondary school. Almost three-fourths of the secondary school age population were reported to have attended secondary school in Majuro and Kwajalein.

**Figure 5.6: Percent of population 6-18 years who attended school at any time in the year preceding the census by atoll/island, RMI: 2011**



Children and youth 6-18 years old who did not attend school during the year prior to the census comprise 14.8% of the total population in this school age population. Figure 5.7 reveals that of the out-of-school children 6-13 years old, almost half have never been to school and one-third are primary graders. Those who have completed grade 6-7 comprise 8.3%, and pre-school, 6.3%. Some 38% of the out-of-school youth 14-18 years old are 9-11 graders, followed by those who have completed grade 8 (22.2%) and grade 6-7 (17.1%). Those who are high school graduates comprise 6.7% and those with no formal education, 5.2%.

**Figure 5.7: Population 6-18 years who did not attend school during the year preceding the census by highest grade completed, RMI: 2011**



## CHAPTER 6

### MIGRATION

---

The 2011 census of the Marshall Islands collected information from the household population five years old and over on their previous place of residence five years ago. Based on this information, a matrix table was generated by place of current residence (atoll/island) and previous place of residence five years ago (atoll/island). Using these data, numbers of in-migration and out-migration to and from atoll/island were estimated during the period five years prior to the census: April 2006 to March 2011.

It is evident from Table 6.1 that during this period (April 2006 to March 2011), a total of 3,546 persons five years old and over were found to have lived in another atoll/island; these persons are referred to as inter-atoll/island migrants. Of this number, there were slightly more males (1,807) than females (1,739). Majuro received the highest volume of in-migrants (50%) during the migration period examined, followed by Kwajalein, which received 10.9% of in-migrants. During the migration period examined, of the total out-migrants, one-third were from Majuro (33.1%), with the next largest percentage from Kwajalein (13.6%).

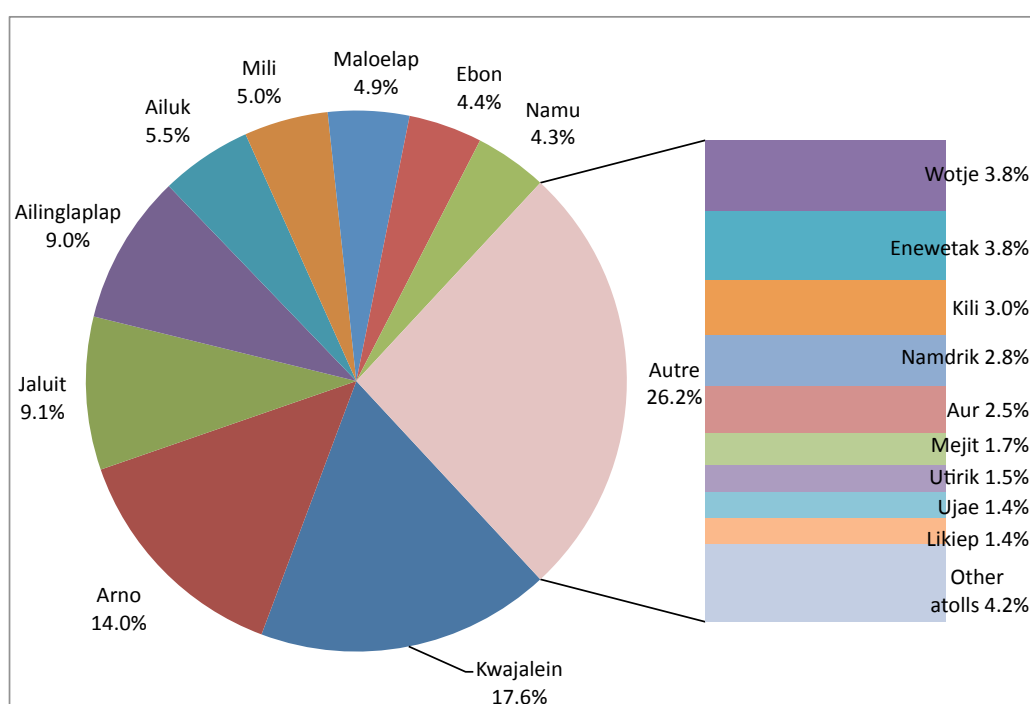


**Table 6.1: In- and out-migrants five years old and over by atoll/island during the period April 2006 to March 2011**

Atoll/island of destination/ origin	April 2006 to March 2011			
	In-migrants		Out-migrants	
	Number	Percentage of all migrants	Number	Percentage of all migrants
<b>Total</b>	<b>3,546</b>	<b>100.0</b>	<b>3,546</b>	<b>100.0</b>
Ailinglaplap	136	3.8	263	7.4
Ailuk	44	1.2	132	3.7
Arno	118	3.3	268	7.6
Aur	31	0.9	50	1.4
Bikini	0	0.0	18	0.5
Ebon	105	3.0	96	2.7
Enewetak	42	1.2	74	2.1
Jabat	27	0.8	20	0.6
Jaluit	204	5.8	208	5.9
Kili	51	1.4	63	1.8
Kwajalein	386	10.9	484	13.6
Lae	20	0.6	40	1.1
Lib	23	0.6	20	0.6
Likiep	42	1.2	39	1.1
Majuro	1,772	50.0	1,174	33.1
Maloelap	128	3.6	99	2.8
Mejit	49	1.4	36	1.0
Mili	120	3.4	105	3.0
Namdrik	36	1.0	62	1.7
Namu	78	2.2	84	2.4
Rongelap	0	0.0	17	0.5
Ujae	19	0.5	52	1.5
Ujelang	0	0.0	2	0.1
Utirik	17	0.5	31	0.9
Wotho	9	0.3	11	0.3
Wotje	89	2.5	98	2.8

During the past five years, from April 2006 to March 2011, Majuro recorded a total of 1,772 in-migrants. Of the total in-migrants in Majuro (Figure 6.1), 17.6% came from Kwajalein, followed by 14% from Arno. Migrants who came from Jaluit and Ailinglaplap each comprise about 9%, while those coming from Ailuk constitute 5.5%. About 5% of migrants were from each of Mili and Maloelap. Overall, there were slightly more female in-migrants (923) than male in-migrants (849) in Majuro. There were more males than females who came from Ailinglaplap, Jaluit and Mili, while those coming from Kwajalein, Arno, Ailuk and Maloelap comprised more females than males.

**Figure 6.1: In-migrants of Majuro by Atoll/Island of Origin During the Period April 2006 to March 2011**



Note: Other atolls include Bikini, Jabat, Lae, Lib, Rongelap, Ujelang and Wotho.

Table 6.2 reveals that during the migration period April 2006 to March 2011, Majuro experienced a substantial gain in population from internal migration. The number of in-migrants in Majuro (1,772) exceeded out-migrants (1,174), with a net gain of 598 persons. By contrast, Kwajalein experienced a net loss of 98 persons (386 in-migrants and 484 out-migrants) during the same migration period. In terms of net migration rate, however, Jabat leads the atolls and islands with a net migration rate of 9.4%, which means a net gain of 9.4 persons per 100 population five years old and over. Jabat is followed by Maloelap (4.8%), Mejit (4.1%), Majuro (2.6%) and Lib (2.6%). Other atolls/Islands with a positive net migration rate are Ebon, Likiep and Mili. All other inhabited atolls/islands had negative net migration rates. Three atolls/islands, aside from Bikini and Rongelap, witnessed negative net migration rates that exceed close to 10% or more – Ailuk (-27.6), Arno (-9.6) and Ujae (-10.6). Kwajalein had a negative net migration rate of -1%.

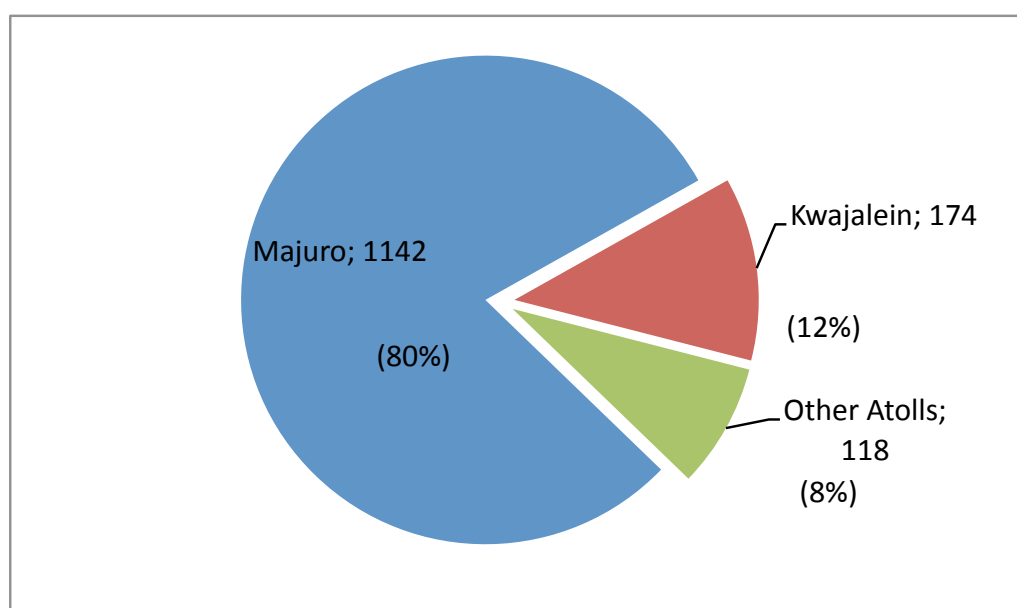
**Table 6.2: Net-migration rate of population five years old and over by atolls/islands during the period April 2006 to March 2011**

	Number			Rate (percentage)		
Atoll/island	In-migrants	Out-migrants	Net migrants	In-migration rate	Out-migration rate	Net migration rate
<b>Total</b>	<b>3,546</b>	<b>3,546</b>	<b>0</b>	<b>7.9</b>	<b>7.9</b>	<b>0</b>
Ailinglaplap	136	263	-127	9.2	17.8	-8.6
Ailuk	44	132	-88	13.8	41.5	-27.6
Arno	118	268	-150	7.6	17.2	-9.6
Aur	31	50	-19	7.1	11.5	-4.4
Bikini	0	18	-18	0.0	184.9	-184.9
Ebon	105	96	9	16.9	15.5	1.5
Enewetak	42	74	-32	7.4	13.0	-5.6
Jabat	27	20	7	36.1	26.7	9.4
Jaluit	204	208	-4	13.4	13.6	-0.3
Kili	51	63	-12	10.3	12.7	-2.4
Kwajalein	386	484	-98	4.0	5.1	-1.0
Lae	20	40	-20	6.9	13.7	-6.9
Lib	23	20	3	19.8	17.2	2.6
Likiep	42	39	3	11.3	10.4	0.8
Majuro	1,772	1,174	598	7.7	5.1	2.6
Maloelap	128	99	29	21.0	16.3	4.8
Mejit	49	36	13	15.6	11.5	4.1
Mili	120	105	15	17.9	15.7	2.2
Namdrik	36	62	-26	7.6	13.2	-5.5
Namu	78	84	-6	11.2	12.0	-0.9
Rongelap	0	17	-17	0.0	29.1	-29.1
Ujae	19	52	-33	6.1	16.7	-10.6
Ujelang	0	2	-2	0.0	0.0	0.0
Utirik	17	31	-14	4.7	8.6	-3.9
Wotho	9	11	-2	9.8	11.9	-2.2
Wotje	89	98	-9	12.0	13.2	-1.2

Note: For each atoll/island, migration rates were calculated by dividing the number of migrants by the population five years and over during the period 2.5 years prior to the 2011 census. This was obtained by calculating the intercensal growth rate of population, and applying this rate to estimate the population 2.5 years prior to the 2011 census.

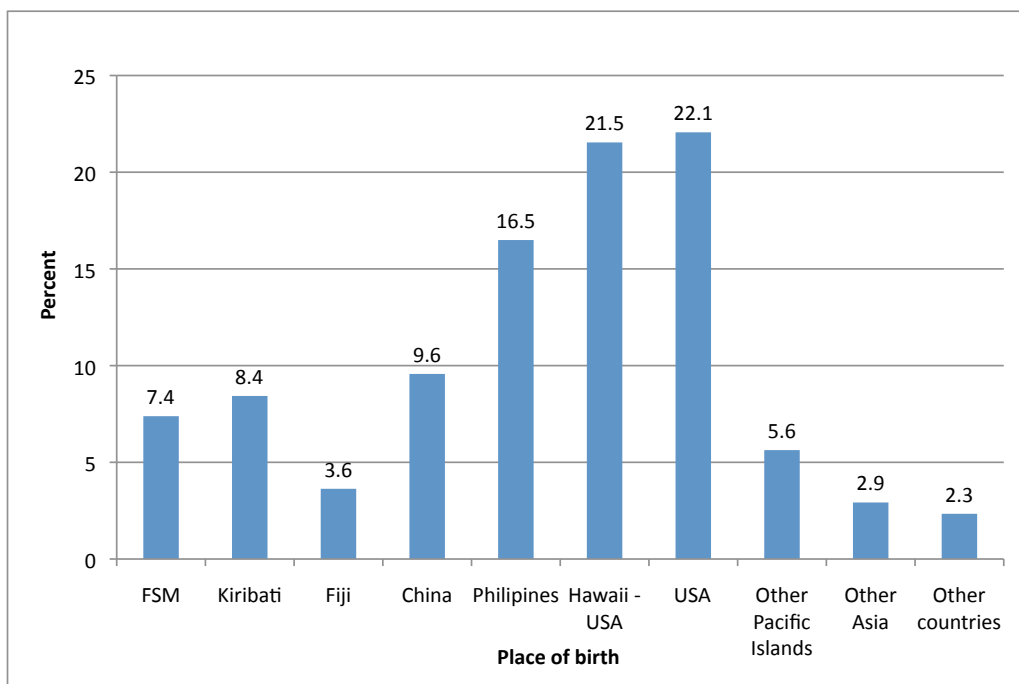
The Marshall Islands has witnessed a significant increase in the volume of international migration, with the number of immigrants during the past five years, April 2006 to March 2011, rising to 1,434, up from 544 during the period January 1994 to May 1999, according to the 1999 census. As with internal migration, Majuro is the most preferred destination of international migration. It can be seen from Figure 6.2 that four-fifths of immigrants during the past five years resided in Majuro. Kwajalein received 12% of immigrants, and the remaining 8% lived in other atolls. Immigrants constituted slightly more females than males (97.8 males per 100 females). By comparison, immigrants comprised more males than females during the past five years of the 1999 census.

**Figure 6.2: Migrants from foreign countries by destination during the period April 2006 to March 2011**



The 2011 census gathered information on the place of birth of the household population enumerated in the Marshall Islands. Lifetime migration is estimated based on the data on place of current residence and place of birth: a lifetime migrant is defined as a person whose current place of residence is different from his or her mother's residence at the time of his or her birth. The 2011 census revealed that there were a total of 3,250 foreign-born persons residing in the country (Figure 6.3). Of this number, a majority (1,417 or 43.6%) were from the United States (22.1% from mainland USA and 21.5% from Hawaii). Another 16.5% came from the Philippines, while about 10% came from China. Lifetime migrants also constituted 8.4% from Kiribati and 7.4% from the Federated States of Micronesia.

**Figure 6.3: Population born in foreign countries by place of birth**



## CHAPTER 7

### OTHER POPULATION CHARACTERISTICS: NUPTIALITY AND DISABILITY

#### Nuptiality

Figure 7.1 shows the distribution of household population 12 years old and over by marital status in the country. Of the 35,600 population 12 years old and over, 55.3% were married: 29.5% were legally married and 25.8% were in a common-law union or live-in status. Almost two-fifths had never been married, some 3% were widowed, and 1.8% were either divorced or separated. Over three-fourths of widowed persons were women: this is attributed to the difference in the age of spouses at the time of marriage (women tend to be younger than their spouse) and a higher life expectancy at birth for women than men. The percentage of widowed women increases with age as they tend to remarry less frequently than men upon divorce or the death of a spouse.

**Figure 7.1: Population 12 years old and over by marital status, RMI: 2011**

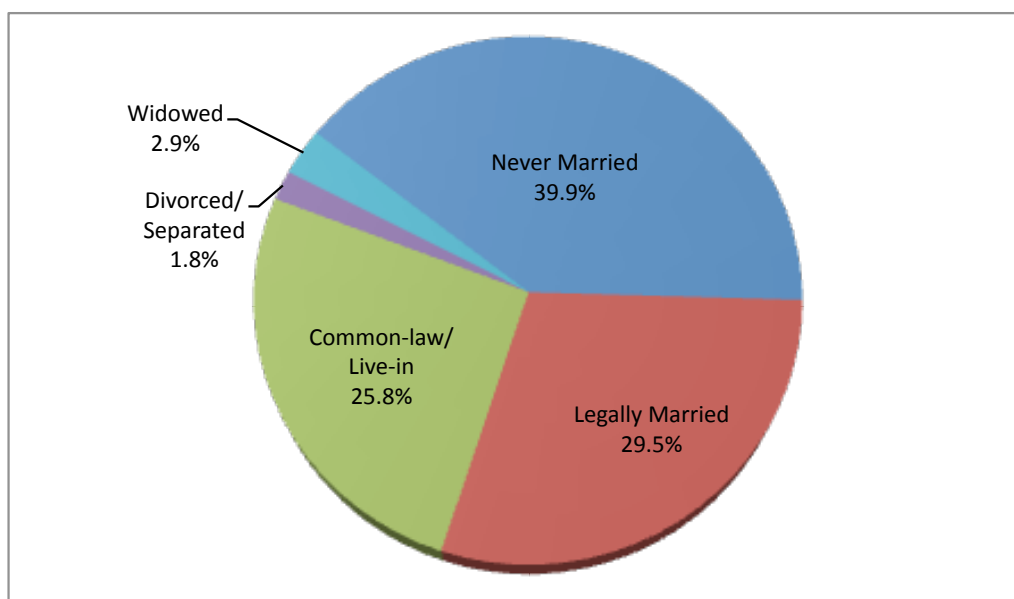


Table 7.1 presents the percentage of never-married population by age and sex. In every age group a higher percentage of males than females have never been married, supporting the general observation that men marry later than women. In the age group 15–19, over 95% of males and 88.9% of females in the Marshall Islands have never been married. The percentage of never-married population declines significantly by age. In the age group 40–44, less than 10% of males and females have never been married. The percentage of never-married population further drops to 5.2% in the age group 50–54, with more males remaining single (6.4%) than females (3.8%).

Table 7.1 also shows the singulate mean age at marriage (SMAM) for males and females. SMAM is an indirect estimate of the average number of years spent in the never-married state by those who marry before age 50. The basic data required for estimating SMAM are: (a) population aged 15–54 classified by five-year age groups and sex, and (b) never-married population aged 15–54 classified by five-year age groups and sex. The proportion never married is calculated for each five-year age group and sex.

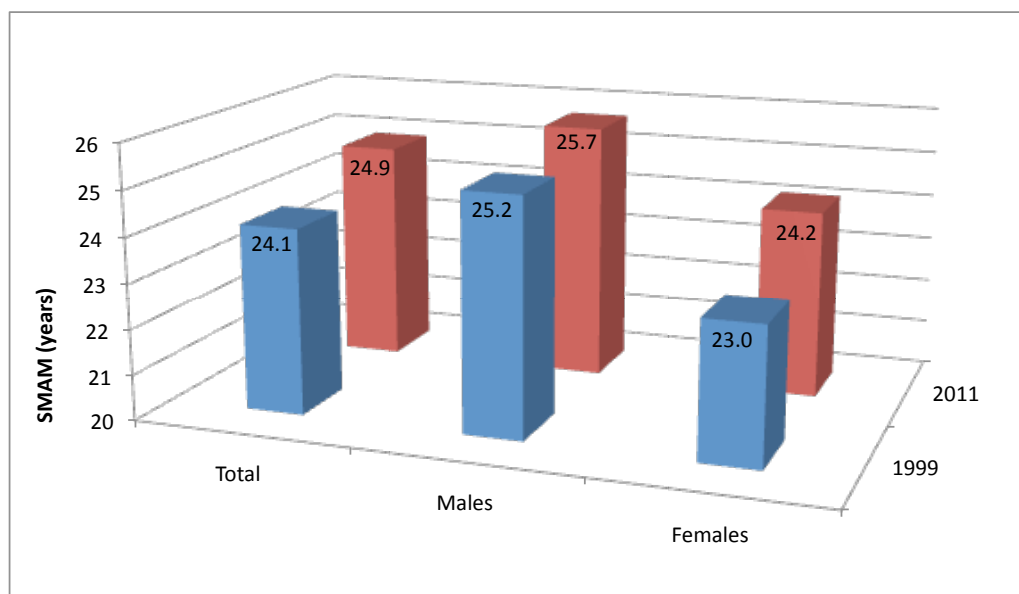
**Table 7.1: Percentage never married by age and sex, and singulate mean age at marriage (SMAM) by sex, RMI: 2011**

Age group	Percentage never married		
	Total	Male	Female
15–19	92.1	95.2	88.9
20–24	57.5	66.3	48.2
25–29	31.4	35.5	27.5
30–34	18.6	20.2	16.9
35–39	13.6	15.6	11.5
40–44	9.4	9.9	8.9
45–49	7.6	9.4	5.6
50–54	5.2	6.4	3.8
55–59	5.7	6.4	5.0
60–64	5.1	5.8	4.3
65–69	5.6	6.0	5.0
70–74	4.4	5.3	3.4
75 and older	2.1	3.5	1.1
SMAM	24.9	25.7	24.2

The methodology of estimating SMAM is described in *Manual X: Indirect Techniques for Demographic Estimation* (United Nations, New York, 1983, pp. 225–9). One of the underlying assumptions of this method is that no first marriages occur after age 50 or before age 15.

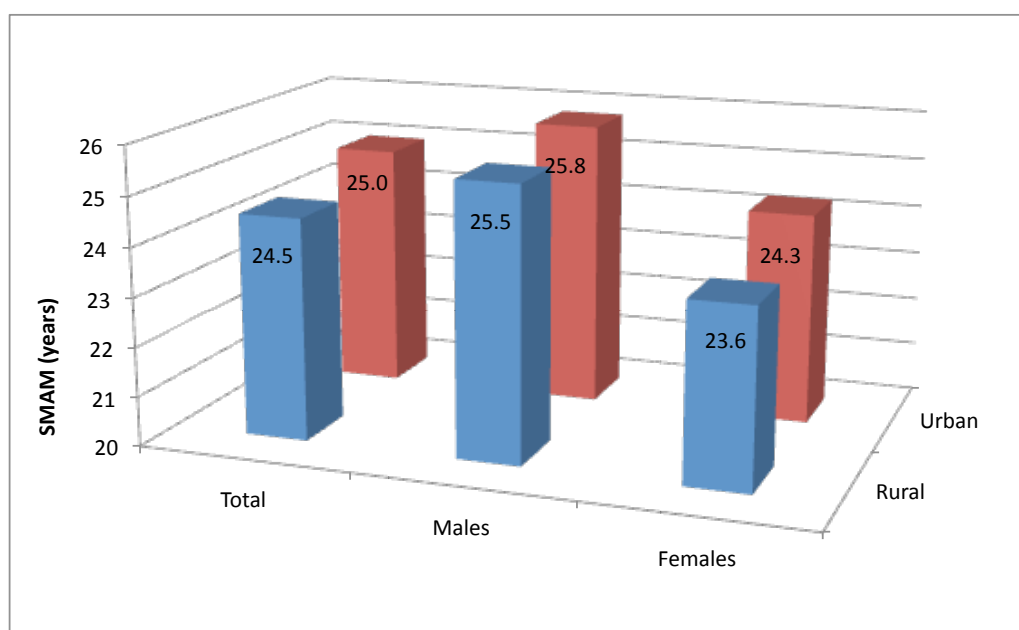
Figure 7.2 reveals that SMAM increased from 24.1 years in 1999 to 24.9 years in 2011 – an increase of 0.8 years. During the intercensal period, SMAM for males increased by 0.5 years, from 25.2 to 25.7 years, while for females it increased by 1.2 years, from 23 to 24.2 years.

**Figure 7.2: Singulate mean age at marriage (SMAM) by sex, RMI: 1999 and 2011**



As expected, SMAM is slightly higher in urban areas (25 years) than in rural areas (24.5 years). The urban/rural difference in age at marriage is somewhat wider among females (24.3 years in urban and 23.6 years in rural) than among males (25.8 years in urban and 25.5 years in rural). Irrespective of whether they live in urban or rural areas, males tend to marry at an older age than females.

**Figure 7.3: Singulate mean age at marriage (SMAM) by urban-rural residence and sex, RMI: 2011**





## Disability

The 2011 census of the Marshall Islands collected information from household populations regarding whether the members had any disabilities that prevented them from completing daily activities. Those having any disability were asked further questions on the type of disability, namely (a) seeing, even wearing glasses; (b) hearing, even with the use of a hearing aid; (c) walking, climbing steps or use of the arms; and (d) remembering or concentrating.

Overall, 6,210 persons or 11.7% of the household population in the Marshall Islands reported having some form of disability, with females reporting slightly higher disability (12%) than males (11.3%). Regarding the number of disabilities reported, 6.3% of males reported having one disability, compared to 6.1% of females. By contrast, a higher percentage of females than males reported having more than one disability. For instance, 3.1% of females compared to 2.8% of males reported having two disabilities (Figure 7.4).

**Figure 7.4: Population with number of disabilities by sex, RMI: 2011**

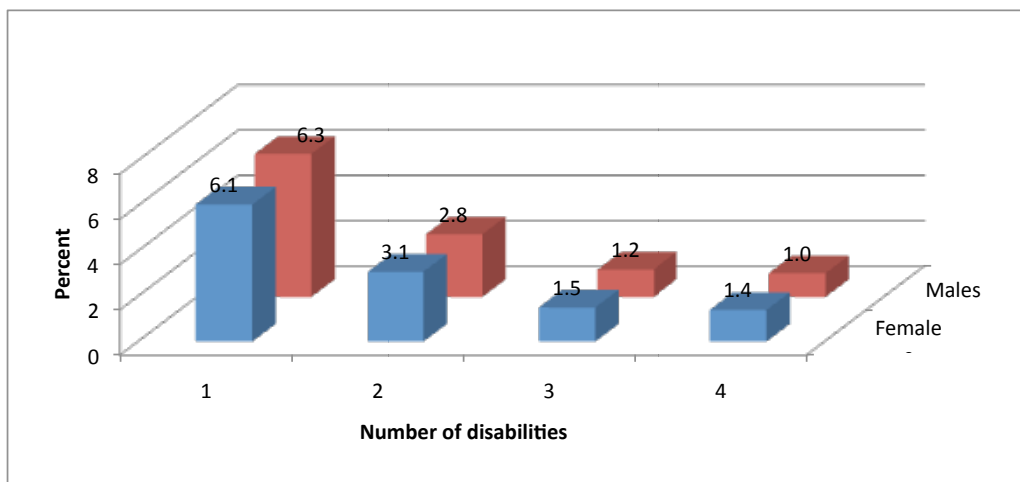
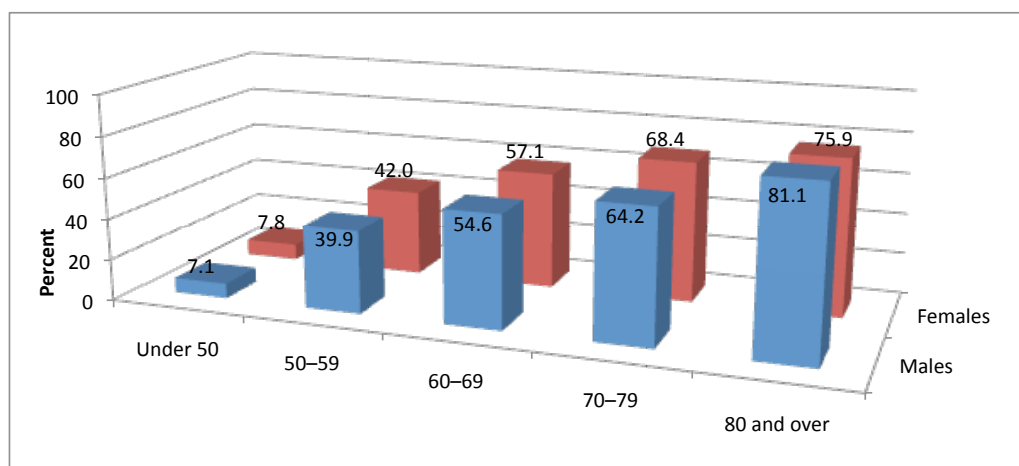


Figure 7.5 shows the incidence of some form of disability by age and sex. As expected, the incidence of disability rises significantly with age. It can also be seen that up to age group 70–79, more females than males reported having a disability. By contrast, among those 80 years of age and over, more males than females reported having a disability. Less than 10% of the population under age 50 reported having a disability, whereas more than two out of five persons in the age group 50–59 (40% of males and 42% of females) reported having a disability. Among those 80 years and over, 81% of males and 76% of females reported having a disability.

**Figure 7.5: Population with any disability by age and sex, RMI: 2011**



Persons with a disability are categorized by type and are shown in figures 7.6(a) to 7.6(d). The 2011 census revealed that, overall, 7.6% of the population reported having a seeing disability, even wearing glasses, and 4.1% of the population reported having a hearing disability, even with the use of a hearing aid. Those having a disability connected with walking, climbing steps and or use of the arms constituted 4.9%, and those with remembering or concentrating disabilities comprised 5.7%.

As seen in Figure 7.6(a), more females than males in every age group reported having a seeing disability. Seeing disabilities increase sharply with age. In the age group 50-59, three out of 10 persons have a seeing disability, and more than half of the population 80 years and over have a seeing disability.

**Figure 7.6(a): Population with seeing disability by sex, RMI: 2011**

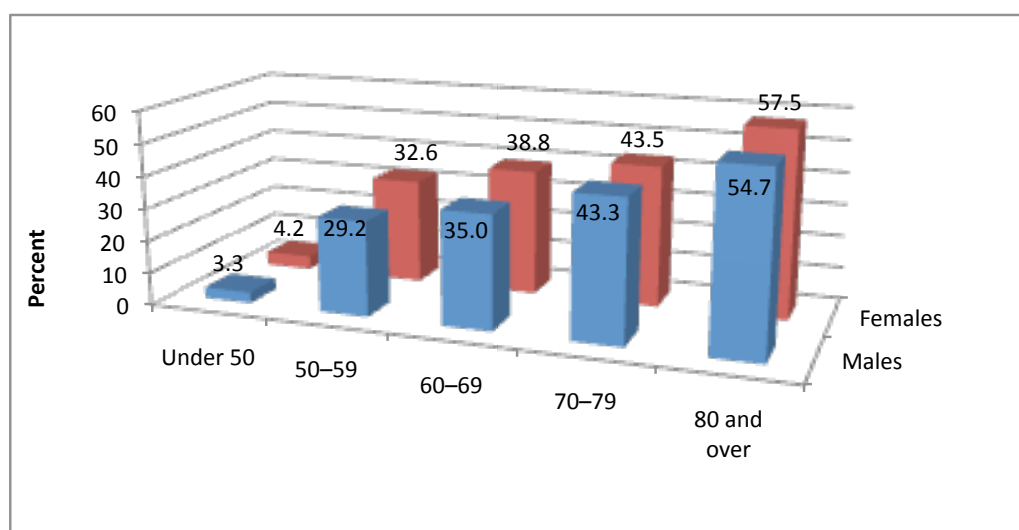


Figure 7.6(b) shows that the incidence of hearing disability is much less than that of seeing disability. Among those aged 70–79, 21.2% of females and 16.1% of males have a hearing disability, even with the use of a hearing aid. By comparison, 52.8% of males and 47.1% of females 80 years and over reported having a hearing disability.

**Figure 7.6(b): Population with hearing disability by sex, RMI: 2011**

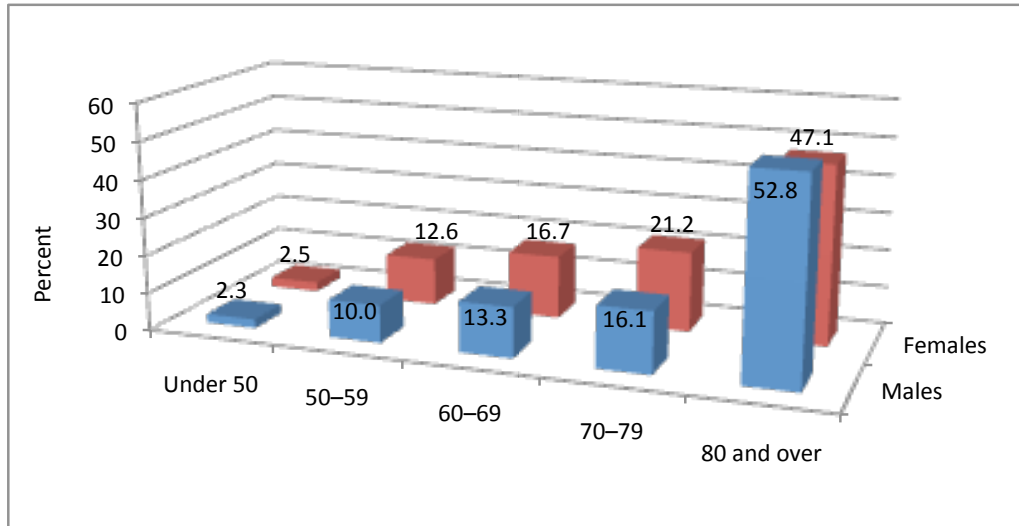
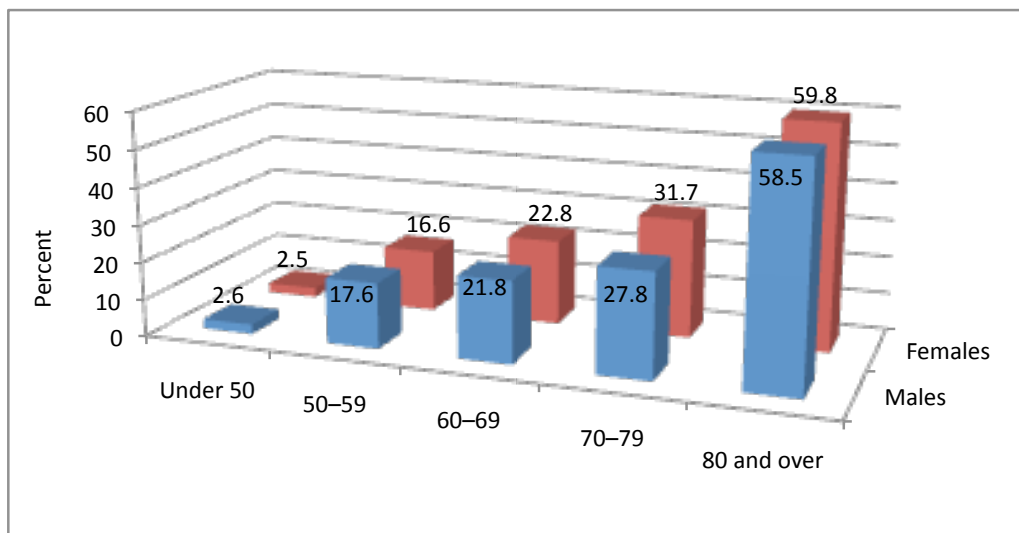


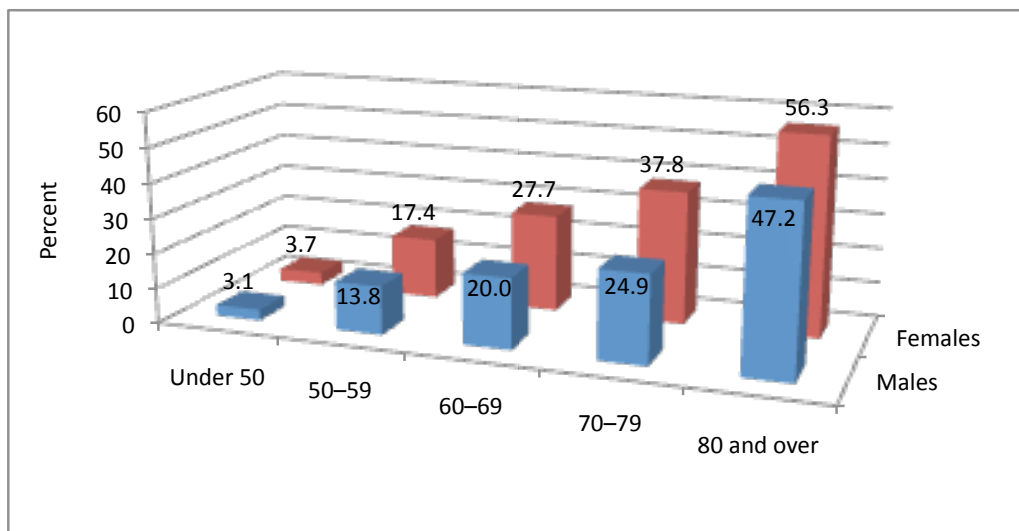
Figure 7.6(c) shows that walking disability increases sharply after age 70–79. Almost twice as many males and females aged 80 years and over (58.5% of males and 59.8% of females) reported a walking disability; of their counterparts aged 70–79, 27.8% of males and 31.7% of females reported a walking disability. In all the age groups, more females than males reported having a disability connected with walking, climbing steps or using the arms.

**Figure 7.6(c): Population with walking disability by sex, RMI: 2011**



As with hearing and walking disabilities, memory disability (difficulty remembering or concentrating) rises sharply after age group 70–79. Some 56% of females and 47.2% of males aged 80 years and over have memory disability, in comparison with 24.9% of males and 37.8% of females in the age group 70–79. Unlike other types of disability, gender difference is much more prominent with respect to memory disability. For example, memory disability is 39% higher among females than males in the age group 60–69 and over 50% higher among females than males in the age group 70–79.

**Figure 7.6(d): Population with memory disability by sex, RMI: 2011**



## CHAPTER 8

# DEMOGRAPHIC ANALYSIS: FERTILITY AND MORTALITY

---

### Fertility

The 2011 census of the Marshall Islands collected comprehensive information on the fertility history of women 12–54 years of age, which included questions on children ever born alive by sex. Fertility history also included the date of birth of last child born alive (including a child that may have died later). This information is very useful for estimating current or period fertility as well as past fertility history of women in the reproductive ages 15–49. Current fertility estimates are directly obtained from information on the date of birth of the last child to women aged 15–49. The information on total children ever born gathered from all women aged 15 years and over in the 2011 census also enables estimates of cumulative or past fertility, which is computed as the mean children ever born, or mean parity classified by five-year age groups of women. Note, however, that completed family size – the mean children ever born to women aged 45–49 – would correspond to the total fertility rate under the condition of constant fertility of a given population in the past several decades. However, these two measures would be different as the Marshall Islands has undergone a decline in fertility during the recent past. It is, therefore, most likely that the mean children ever born to women aged 45–49, representing cumulative fertility history, would be higher than the total fertility rate estimated from the current fertility data.

### Age-Specific and Total Fertility Rates

Age-specific and total fertility rates (TFR),<sup>1</sup> which represent current fertility, are estimated from the information on births that occurred during the year preceding the census. The rates therefore refer to the year immediately preceding the census. Table 8.1 presents the age-specific and total fertility rate and mean parity by age of women from the 2011 census. It is evident from this table that the total fertility rate declined from 5.7 children per woman in 1999 to 4.1 in 2011. The TFR of 4.1 means that a woman in the Marshall Islands will, on an average, give birth to a little over four children in her lifetime, assuming that she survives up to age 49 and bears children at each age according to the age-specific fertility rates prevailing in 2011.

---

<sup>1</sup> Age-Specific Fertility Rate is defined as the ratio of the number of live births occurring during a specified period to a specified age or age group of women to the number of women in the same period and of the same age. Summation of age-specific fertility rates multiplied by the age interval gives an age-standardized index of fertility, referred to as the Total Fertility Rate. The Total Fertility Rate is, in turn, defined as the number of children that would be born per woman if all women lived to the end of their childbearing years and bore children to a given set of Age-Specific Fertility Rates.

**Table 8.1: Number of women, mean parity and Age-Specific Fertility Rates by age of women, RMI: 2011**

Age group	Number of women	Children ever born	Births in past year	Mean parity	Age-specific fertility rate (ASFR)
(1)	(2)	(3)	(4)	(5) *	(6) **
15–19	2,202	371	188	0.168	0.0854
20–24	2,463	2,526	542	1.026	0.2201
25–29	2,236	4,730	486	2.115	0.2174
30–34	1,900	5,842	292	3.075	0.1537
35–39	1,541	5,839	146	3.789	0.0947
40–44	1,356	5,925	40	4.369	0.0295
45–49	1,150	5,732	11	4.984	0.0096
<b>Total Fertility Rate</b>					<b>4.05</b>
* (5) = (3)/(2)					
** (6) = (4)/(2)					

The Total Fertility Rate from the 2011 census has also been estimated by the P/F ratio method, using data on live births in the past year and children ever born by age of women (Table 8.1). P/F ratios are obtained by dividing, for each age group of women, mean parity by the parity equivalent. The latter is derived from cumulative fertility. Cumulative fertility rates are converted to parity equivalents since, for a particular age group, they provide an estimate of the average number of children ever born who have reached the end of the age group. By comparison, mean parity provides an estimate of the average number of children ever born by women whose ages vary over the range of age groups. Parity equivalents are, therefore, made consistent with mean parity over the age range. These are derived by interpolation using the period fertility rates or ASFR and the cumulated fertility rates (*Manual X: Indirect Techniques for Demographic Estimation*, United Nations, New York, 1983, pp. 33–4).

Similarly, the Age-Specific Fertility Rates given in Table 8.1 are converted into age-specific fertility rates for conventional age groups. This is because the age-specific fertility rates are based on births in the 12 months prior to the census, classified by the age of the mother at the time of the census. However, at the time of the birth the mother would be, on average, six months younger. Hence, these fertility rates are specific for unorthodox age groups that are shifted six months. Age-specific fertility rates for conventional five-year age groups are calculated by applying weighting factors to fertility rates for unorthodox age groups (*Manual X: Indirect Techniques for Demographic Estimation*, United Nations, New York, 1983, pp. 34–5). The rates for the conventional age groups are then multiplied by a correction factor. In the present analysis, the correction factor is based on the weighted average of the P/F ratios for age groups 20–24 and 25–29.

**Table 8.2: Cumulated fertility rates, estimated parity equivalents, P/F ratios, Adjusted Age-Specific Fertility Rates and estimated number of births, RMI: 2011**

Age of women	Cumulated fertility	Estimated parity equivalent	P/F ratio <sup>a/</sup>	Fertility rate for conventional age groups	Adjusted Age-Specific Fertility Rate <sup>b/</sup>	Estimated number of births <sup>c/</sup>	Number of women
(1)	(2)	(3)	(4)	(5)	(6)	(7)	(8)
15–19	0.5050	0.5210	0.9693	0.0854	0.0822	181	2,202
20–24	1.5785	1.6470	0.9584	0.2201	0.2118	522	2,463
25–29	2.6190	2.7085	0.9670	0.2174	0.2092	468	2,236
30–34	3.4655	3.4435	1.0064	0.1537	0.1479	281	1,900
35–39	4.0740	3.8825	1.0493	0.0947	0.0912	141	1,541
40–44	4.4770	4.0155	1.1149	0.0295	0.0284	39	1,356
45–49	4.6245	4.0520	1.1413	0.0096	0.0092	11	1,150
Total births						1,641	
<b>Total Fertility Rate</b>				<b>4.05</b>	<b>3.90</b>		

<sup>a/</sup> P/F ratio is calculated by dividing the cumulated fertility by the estimated parity equivalent.

<sup>b/</sup> The adjusted Age-Specific Fertility Rate is calculated by multiplying the Age-Specific Fertility Rate for the conventional age groups by a correction factor K, which is derived by taking the weighted average of the P/F ratios for age groups 20–24 and 25–29. K is calculated by the formula:

$$[P/F(20-24)*W(20-24)+P/F(25-29)*W(25-29)]/[W(20-24)+W(25-29)]$$

where P/F(20–24) and P/F(25–29) are P/F ratios for age groups 20–24 and 25–29, respectively,

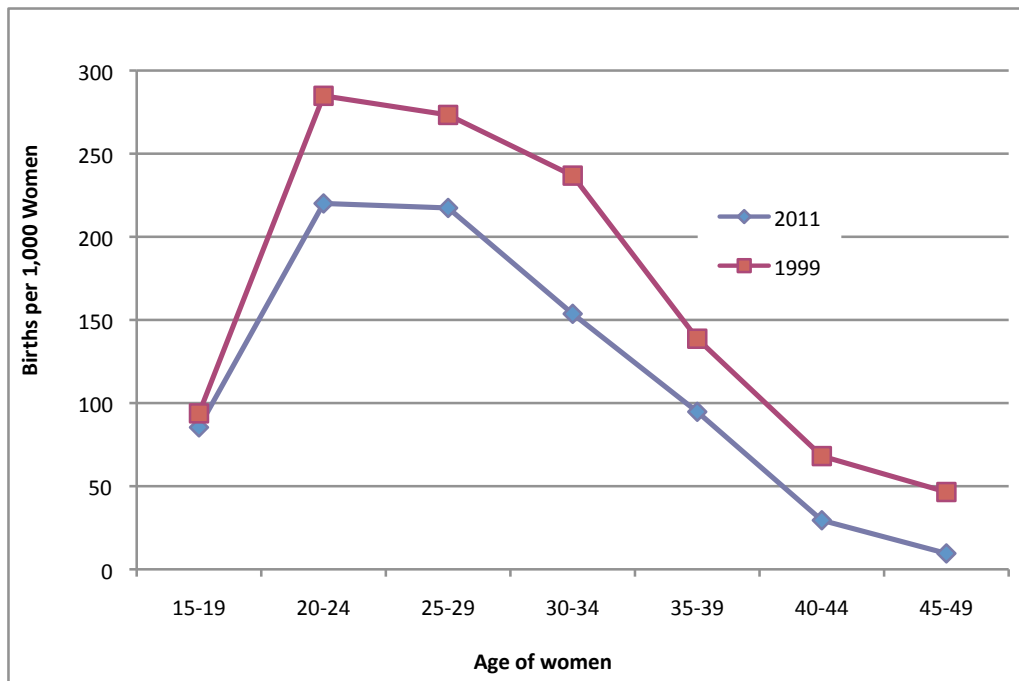
while W(20–24) and W(25–29) are number of women in age groups 20–24 and 25–29.

<sup>c/</sup> The adjusted number of births for each age group of women is calculated by multiplying the Adjusted Age-Specific Fertility Rate in column 6 by the number of women in the same age group in column 8.

The adjusted age-specific and total fertility rates and estimated number of births using the P/F ratios are presented in Table 8.2. The adjusted TFR is 3.9, as compared to the TFR of 4.1 obtained directly. This is an indication of the fact that the fertility history data collected in the 2011 census are of very good quality, and hence there is no need to adjust the age-specific and total fertility rates obtained directly. Furthermore, the sequence of P/F ratios that increase with age also confirms a recent decline in fertility in the Marshall Islands. Therefore, the age-specific and total fertility rates obtained directly from the 2011 census will be used for the subsequent analysis of fertility.

Figure 8.1 shows the age pattern of fertility in 1999 and 2011. It is consistent in both the censuses, with peak fertility occurring in women in the age group 20–24, followed by a second peak in women aged 25–29. It is also evident from this figure that with the exception of age group 15–19, women in all age groups exhibited a considerable drop in fertility between 1999 and 2011. The decline in fertility was most pronounced among women in the age group 30–34, with fertility falling by 35% – from 238 to 154 per 1,000. Women in the age groups 20–24 and 25–29 also witnessed a decline in fertility, by over 20%.

**Figure 8.1: Age-Specific Fertility Rates, RMI: 1999 and 2011**



It can be seen from Figure 8.2 that with the exception of age group 30–34, age-specific fertility rates are higher among rural women than urban women. The rural/urban difference in fertility is more pronounced in the age groups 25–29 and 35–39. It is also observed that the fertility of rural women peaks at ages 25–29, while that of urban women peaks at ages 20–24.

**Figure 8.2: Age-Specific Fertility Rates by urban-rural residence, RMI: 2011**

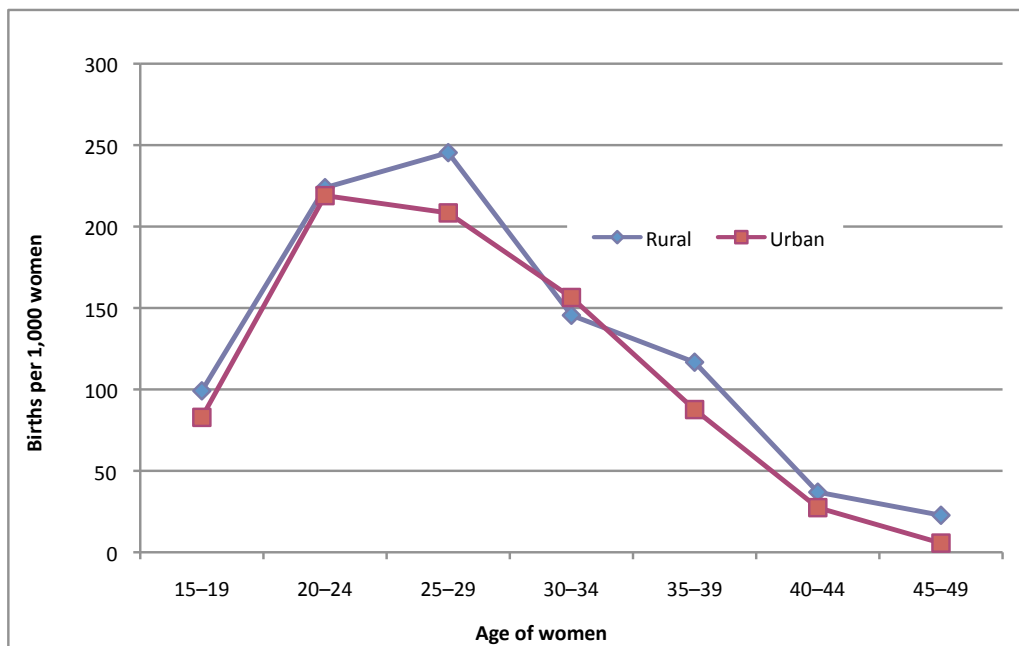




Table 8.3 presents the summary indicators of fertility for urban and rural areas and for the whole country. As stated earlier, these indicators are based on direct estimates of fertility. It is evident from this table that rural fertility is higher than urban fertility, with the exception of crude birth rate. Note, however, that crude birth rate is normally affected by the age–sex structure of the population and other characteristics. Hence, crude birth rate is less meaningful for making comparisons. The total fertility rate of rural women is 4.5 children per woman, as compared to 3.9 among urban women. The gross reproduction rate, which takes into account female births in the calculation of age-specific rates, is 2.1 among rural women and 1.8 among urban women. As the 2011 census of the Marshall Islands collected information on births by sex, the gross reproduction rate is calculated by using only female births. If the data on births are not available by sex, the gross reproduction rate can be obtained by multiplying the total fertility rate by the ratio of female births to total births, assuming the sex ratio at births of 1.06. The gross reproduction rate of 1.8 in 2011 means that a woman in the Marshall Islands will have, on an average, 1.8 daughters in her lifetime, assuming that she produces children according to the prevailing age-specific fertility rates in 2011 and she survives up to age 49. Table 8.3 also shows that the general fertility rate (GFR) in the country as a whole is 133 live births per 1,000 women aged 15–49, with a higher GFR in rural areas (147 live births per 1,000 women) than in urban areas (129 live births per 1,000 women) .

**Table 8.3: Total Fertility Rate, Gross Reproduction Rate, General Fertility Rate and Crude Birth Rate by urban/rural residence, RMI: 2011**

Fertility indicators	Total	Urban	Rural
Total Fertility Rate (live births per woman)	4.05	3.93	4.45
Gross Reproduction Rate (female births per woman)	1.83	1.75	2.11
General Fertility Rate (live births per 1,000 women 15–49 years)	132.9	128.8	147.1
Crude Birth Rate (live births per 1,000 population)	32.1	32.9	30.0

### Mean parity

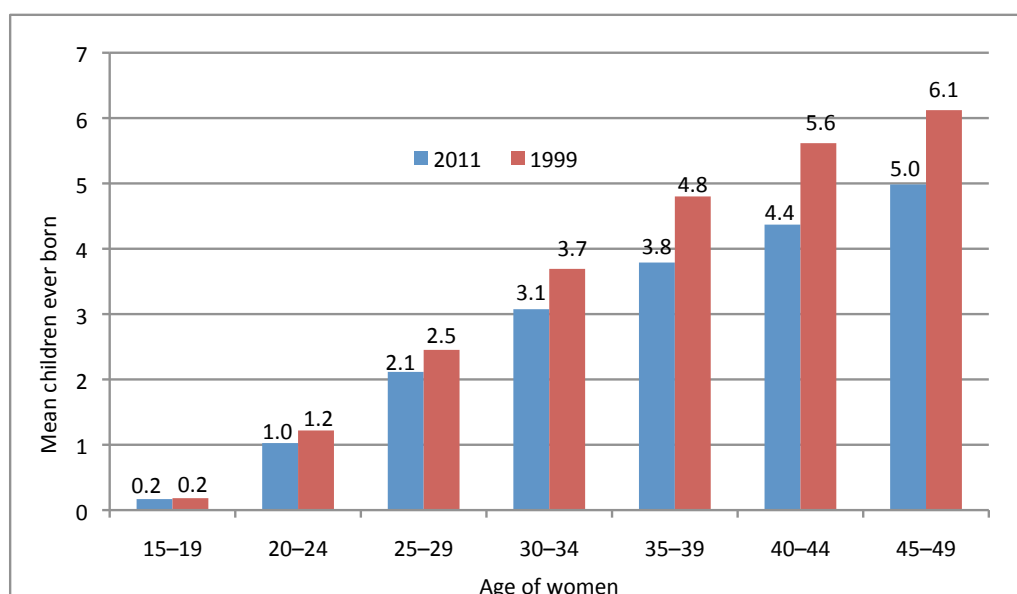
This section examines past fertility or the cumulative fertility history of women, which is measured by computing the mean children ever born<sup>2</sup> to women classified by five-year age groups. The mean children ever born – also known as mean parity pertaining to women approaching the end of reproductive age (say, 45–49) – provides an indication of completed fertility, as it represents the cumulative experience of a cohort of women who have passed through the series of fertility schedules (or passed through age specific fertility rates prevailing) in the past. However, this measure does not provide any indication of the reference period or year.

Figure 8.3 presents the mean parity by age of women in 1999 and 2011. It has been commonly observed in censuses conducted in developing countries that older women are likely to underreport the children they have given birth to. Children who were born a long time back and are no longer living with the women, and children who died during infancy, are most likely to be missed out during enumeration. However, the 1999 and 2011 censuses of the Marshall Islands reveal that the mean parity consistently increases with the advancement in

<sup>2</sup> The mean children ever born, or mean parity, is obtained by dividing the total number of children ever born to women in a specified age group by the total number of women in the same age group.

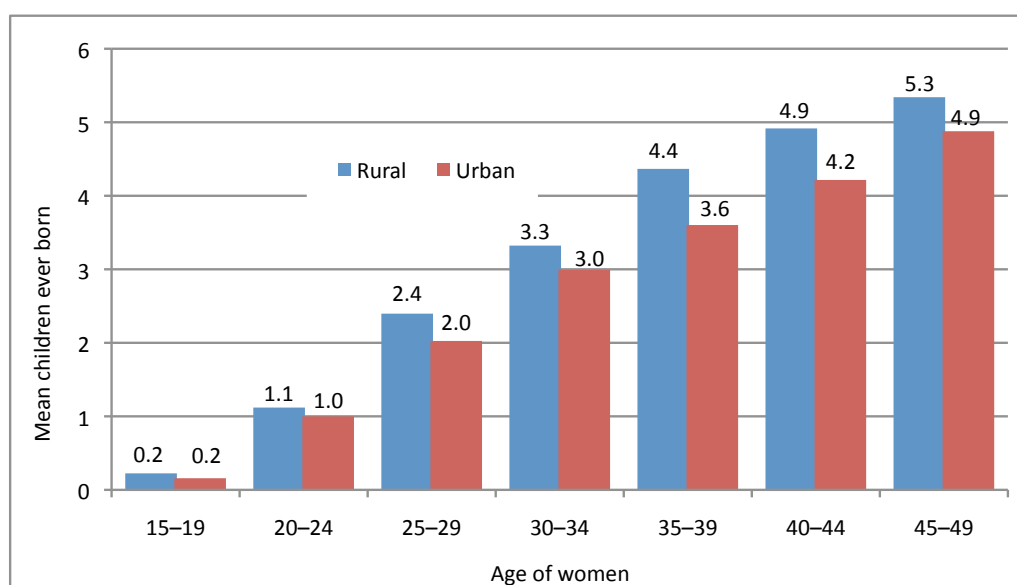
age from 15–19 to 45–49. This is an indication of the reliability of the number of children ever born reported by women in the 1999 and 2011 censuses. It is evident from this figure that the mean parity by age of women was consistently lower in 2011 than in 1999. The completed family size reported by women aged 45–49 was 5.0 in 2011, as compared to 6.1 in 1999.

**Figure 8.3: Mean children ever born by age of women, RMI: 1999 and 2011**



It can be seen from Figure 8.4 that the mean parity of rural women is consistently higher than the mean parity of urban women in all the age groups. In 2011, the completed family size of women aged 45–49 was 5.3 in rural areas and 4.9 in urban areas.

**Figure 8.4: Mean children ever born by age of women and urban-rural residence, RMI: 2011**



## Mortality

The 2011 census of the Marshall Islands collected information on children ever born and children still living from women 12–54 years of age. These data were collected separately for male and female children. Although the census did not collect information on death of household population, data on children ever born and children still living are used to indirectly estimate life expectancy at birth, infant mortality rate and crude death rate for males and females separately. The ‘West family’ of the regional model life tables has been used for indirect estimation as it is assumed that the West family of the model life table best represents the age pattern of mortality in the Marshall Islands.

Table 8.4 presents the data required for the indirect estimation of infant mortality, while the steps for the estimation procedure are shown in Table 8.5. The proportions of children who have died by age group of women (column 7 of Table 8.4) are converted into probabilities of dying from birth to certain exact ages, denoted by  $q(x)$  in Table 8.5, by applying multipliers, denoted by  $k(i)$ . The probability of surviving to exact age  $x$ , denoted by  $l(x)$  in Table 8.5, is a complement of  $q(x)$ . The value of  $q(2)$ , which is the probability of dying before reaching exact age two, is considered the most robust in selecting the model life tables that provide the best estimate of the mortality level of the Marshall Islands. The estimate of  $q(2)$ , in turn, refers to approximately 2.4 years preceding the census-taking, hence providing a more recent estimate of mortality level than  $q(3)$  and  $q(5)$ , as shown in Table 8.6. Values of  $q(3)$  and  $q(5)$  refer to 4.3 and 6.7 years prior to the census. On the other hand, although the estimate of  $q(1)$  refers to the most recent period (one year prior to the census), it is less reliable than  $q(2)$  as this ( $q(1)$ ) is based on a much smaller number of children ever born and children still living reported by women aged 15–19. It has also been found that the risk of infant mortality is higher among women aged 15–19 than women aged 20–24. Hence, the estimate of infant mortality provided by using  $q(1)$  is higher than would be expected.

**Table 8.4: Proportion of children still living and proportion of live born children who are now dead by age of women, RMI: 2011**

Age group	Number of women	Children Ever Born (CEB)	Mean CEB	Children still living	Proportion of children still living	Proportion of live born children now dead
(1)	(2)	(3)	(4) <sup>a/</sup>	(5)	(6) <sup>b/</sup>	(7) <sup>c/</sup>
15–19	2,202	371	0.168	359	0.9677	0.0323
20–24	2,463	2,526	1.026	2,468	0.9770	0.0230
25–29	2,236	4,730	2.115	4,605	0.9736	0.0264
30–34	1,900	5,842	3.075	5,665	0.9697	0.0303
35–39	1,541	5,839	3.789	5,677	0.9723	0.0277
40–44	1,356	5,925	4.369	5,754	0.9711	0.0289
45–49	1,150	5,732	4.984	5,495	0.9587	0.0413

<sup>a/</sup> (4) = (3)/(2)

<sup>b/</sup> (6) = (5)/(3)

<sup>c/</sup> (7) = 1 – (6)

**Table 8.5: Estimation of probabilities of dying and surviving based on proportion of live born children who are now dead by age of women, RMI: 2011**

		Coefficients						
Age group	Index i	a(i)	b(i)	c(i)	k(i)	Age x	q(x)	l(x)
(1)	(2)	(3)	(4)	(5)	(6)	(7)	(8)	(9)
15–19	1	1.1415	-2.707	0.7663	1.0683	1	0.0346	0.9654
20–24	2	1.2563	-0.5381	-0.2637	1.0401	2	0.0239	0.9761
25–29	3	1.1851	0.0633	-0.4177	0.9930	3	0.0262	0.9738
30–34	4	1.172	0.2341	-0.4272	1.0033	5	0.0304	0.9696
35–39	5	1.1865	0.308	-0.4452	1.0213	10	0.0283	0.9717
40–44	6	1.1746	0.3314	-0.4537	1.0091	15	0.0291	0.9709
45–49	7	1.1639	0.319	-0.4435	1.0013	20	0.0414	0.9586
P(1)/P(2) = 0.164281								
P(2)/P(3) = 0.484819								

Note: Coefficients a(i), b(i) and c(i) are taken from Table 47, p. 77 of *UN Manual X*.  
P(1), P(2) and P(3) refer to the mean CEB of age groups 15–19, 20–24 and 25–29, respectively.

**Table 8.6: Estimated reference period of probabilities of dying, q(x), RMI: 2011**

			Coefficients				
Age group	Age x	Parameter estimate	a(i)	b(i)	c(i)	t(x)	Corresponding year
(1)	(2)	(3)	(4)	(5)	(6)	(6)	(7)
15–19	1	q(1)	1.0970	5.5628	-1.9956	1.04	Mar 2010
20–24	2	q(2)	1.3062	5.5677	0.2962	2.36	Dec 2008
25–29	3	q(3)	1.5305	2.5528	4.8962	4.32	Dec 2006
30–34	5	q(5)	1.9991	-2.4261	10.4282	6.66	Aug 2004
35–39	10	q(10)	2.7632	-8.4065	16.1787	9.23	Jan 2002
40–44	15	q(15)	4.3468	-13.2436	20.1990	11.96	Apr 1999
45–49	20	q(20)	7.5242	-14.2013	20.0162	14.90	May 1996
P(1)/P(2)=0.164281							
P(2)/P(3)=0.484819							

Note: Coefficients a(i), b(i) and c(i) are taken from Table 48, p. 78 of *UN Manual X*.  
P(1), P(2) and P(3) refer to the mean CEB of age groups 15–19, 20–24 and 25–29, respectively.  
The notation t(x) refers to number of years preceding the census-taking.

Tables 8.4 and 8.5 provide the estimate of infant and child mortality for both sexes combined. However, as the data on children ever born and children still living by age of women from the 2011 census are available for males and females, infant and child mortality rates are estimated for males and females separately. Note that these estimates have been obtained by using the United Nations Software Package for Demographic Measurement: MORTPAK for Windows, version 4.1, United Nations Population Division.

**Table 8.7 Estimates of life expectancy at birth, Infant Mortality Rate, Crude Death Rate and associated mortality level in the West model life tables by sex, RMI: 1999 and 2011**

Mortality indicators/sex	2011 <sup>a/</sup>	1999
Life expectancy at birth (years)		
Both sexes	71.8	67.5
Males	71.3	65.7
Females	72.5	69.4
Infant mortality rate (per 1,000 live births)		
Both sexes	22.0	37.0
Males	24.0	41.4
Females	20.0	32.4
Crude death rate (per 1,000 population) <sup>b/</sup>		
Both sexes	3.7	4.9
Males	4.0	
Females	3.3	
West mortality level		
Both sexes	22.54	20.81
Males	22.69	20.88
Females	22.32	20.74

Source: 1999 estimates are taken from the 1999 Census Report, Table 10.8, p. 55.

a/ Figures were derived using indirect technique based on data on CEB and children still living.

b/ The Crude Death Rate is usually calculated by using the mid-year population as denominator. However, to be consistent with the 1999 census, the 2011 crude death rates were derived by dividing the total deaths, based on life table Age-Specific Death Rates, by the total population enumerated in 2011.

Table 8.7 shows life expectancy at birth and infant mortality rate by sex in 1999 and 2011. It is evident from this table that life expectancy at birth in the Marshall Islands has increased from 67.5 years in 1999 to 71.8 years in 2011. Both males and females have witnessed a rise in life expectancy at birth, from 65.7 years to 71.3 years for males, and from 69.4 years to 72.5 years for females, during the intercensal period. There has also been a remarkable decline in the infant mortality rate, from 41.4 to 24 per 1,000 live births for males and from 32.4 to 20 per 1,000 live births for females, during the intercensal period. Crude death rates are also obtained by using the life table death rates (corresponding to the level of mortality shown in this table) applied to the age distribution of the population enumerated in the 2011 census. The crude death rate declined from 4.9 per 1,000 population in 1999 to 3.7 per 1,000 population in 2011, with a higher crude death rate for males than for females.

## CHAPTER 9

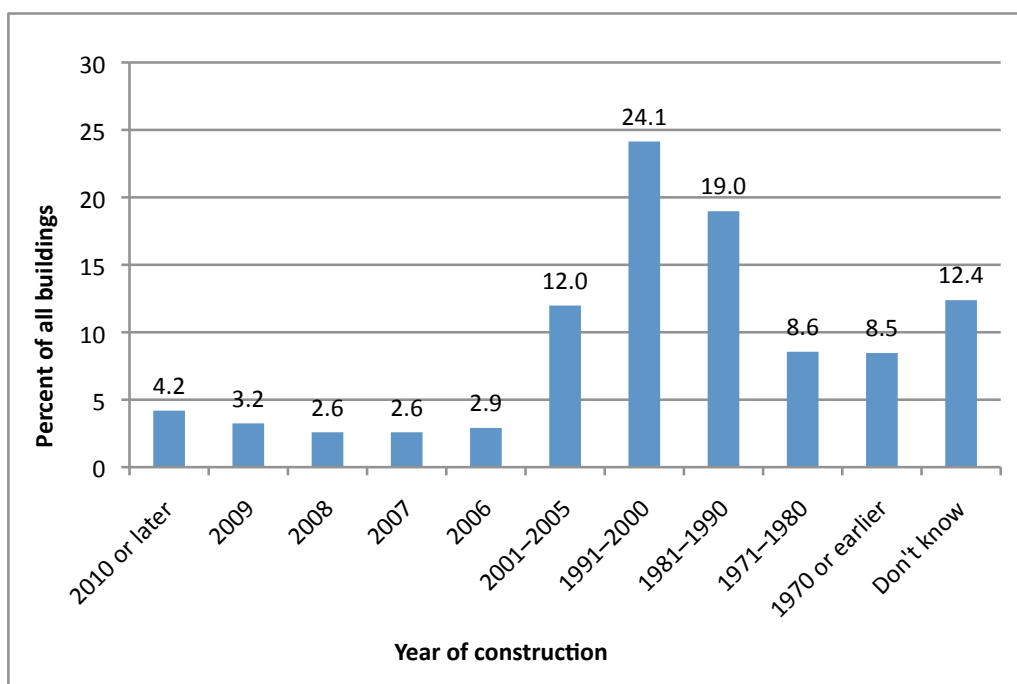
# HOUSEHOLDS AND HOUSING UNITS

### Buildings

The 2011 census of the Marshall Islands counted a total of 9,111 buildings with living quarters, of which 7,742 (85%) were occupied and 1,369 (15%) were vacant. Almost all the occupied households (7,738) were enumerated in the census, with two refusals and two unable to complete interviews. Of the enumerated households, 52.9% were located in Majuro and 17.7% were in Kwajalein. Single houses constituted 81.8% of all buildings, while multi-unit residential houses accounted for 14.3%.

Figure 9.1 shows the year buildings were constructed in the country. Three out of 10 buildings were constructed during the past 11 years, whereas about a quarter of the buildings were constructed in the 1990s. While 19% were built in the 1980s, some 30% were built in the 1970s or earlier. Regarding the condition of the buildings, the 2011 census revealed that over half (53.8%) of all buildings were either in perfect condition or needed only minor repairs. However, a large number of buildings (42.7%) needed major repairs.

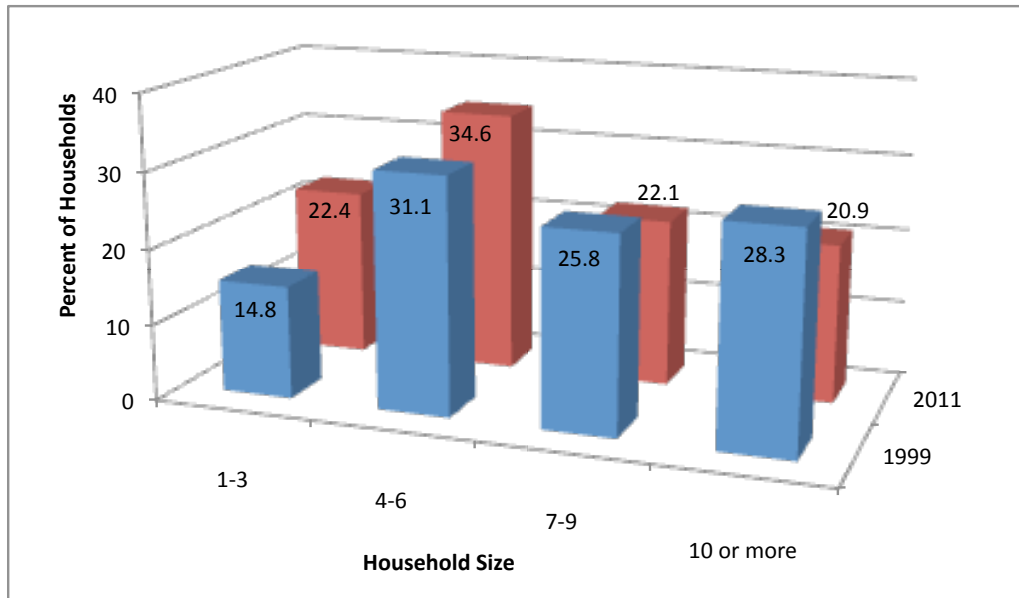
**Figure 9.1: Buildings by year of construction, RMI: 2011**



## Household size

Figure 9.2 presents the distribution of households by household size. Although the percentage of households with large household size declined during the 1999–2011 intercensal period, large household size continues to prevail in the Marshall Islands. The percentage of large family households, with seven persons or more per household, decreased from 54.1% in 1999 to 43% in 2011. By contrast, small family households, with fewer than four persons per household, increased significantly, from 14.8% in 1999 to 22.4% in 2011. Medium family households, with 4–6 persons per household, increased modestly from 31.1% to 34.6% during the same period.

**Figure 9.2: Households by household size, RMI: 1999 and 2011**



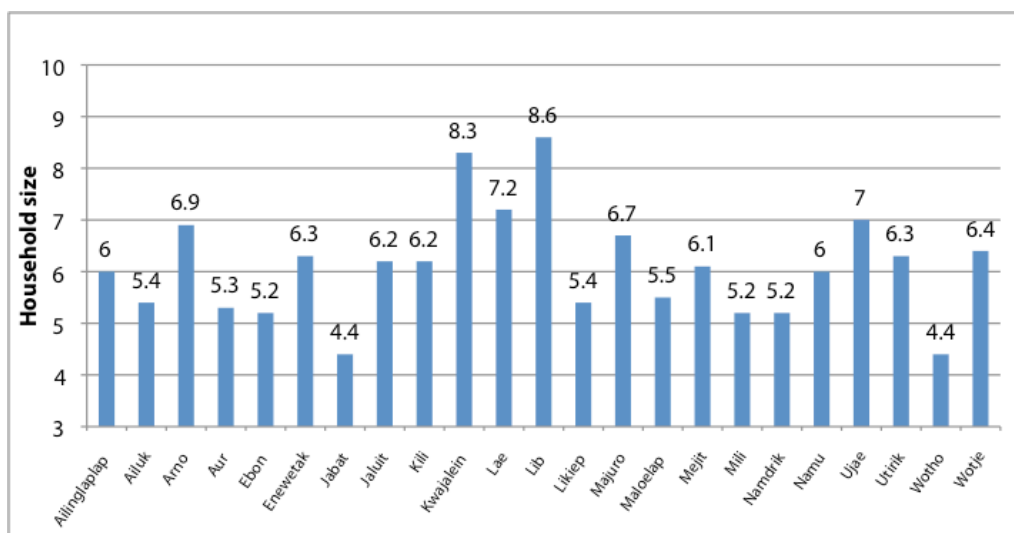
It can be seen from Table 9.1 and Figure 9.3 that the average size of households varies to a large extent by atoll/island. The average household size in the Marshall Islands has declined from 7.8 persons per household in 1999 to 6.8 persons per household in 2011. Almost all atolls/islands witnessed a significant decline in average household size between the 1999 and 2011 censuses, with the exception of Ujae, where it went up from 6.6 to 7.0 (Table 9.1). The 2011 census showed that average household size is the largest in Kwajalein and Lib, with more than eight persons per household. By contrast, Jabat and Wotho have the smallest household size: fewer than five persons per household. Besides Kwajalein and Lib, large household size, with close to seven persons or more per household, prevails in Arno, Lae, Majuro and Ujae. The remaining atolls/islands have average household size, ranging from 5.2 to 6.4 persons per household (Figure 9.3).

**Table 9.1: Average household size by atoll/island, RMI: 1999 and 2011**

Atoll/island	Average household size	
	1999 census	2011 census
<b>Marshall Islands</b>	<b>7.8</b>	<b>6.8</b>
Ailinglaplap	8.3	6.0
Ailuk	5.8	5.4
Arno	8.5	6.9
Aur	6.2	5.3
Ebon	7.4	5.2
Enewetak	7.8	6.3
Jabat	6.3	4.4
Jaluit	7.2	6.2
Kili	8.0	6.2
Kwajalein	9.0	8.3
Lae	10.1	7.2
Lib	9.8	8.6
Likiep	6.4	5.4
Majuro	7.6	6.7
Maloelap	6.2	5.5
Mejit	6.9	6.1
Mili	7.6	5.2
Namdrik	6.5	5.2
Namu	7.1	6.0
Ujae	6.6	7.0
Utirik	6.7	6.3
Wotho	8.1	4.4
Wotje	8.0	6.4



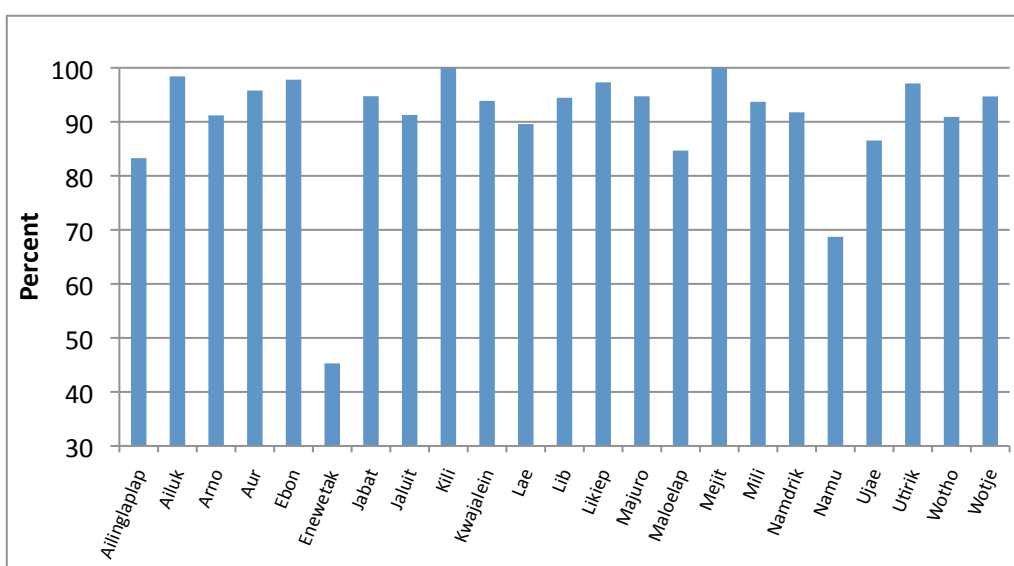
**Figure 9.3: Average household size by atoll/island, RMI: 2011**



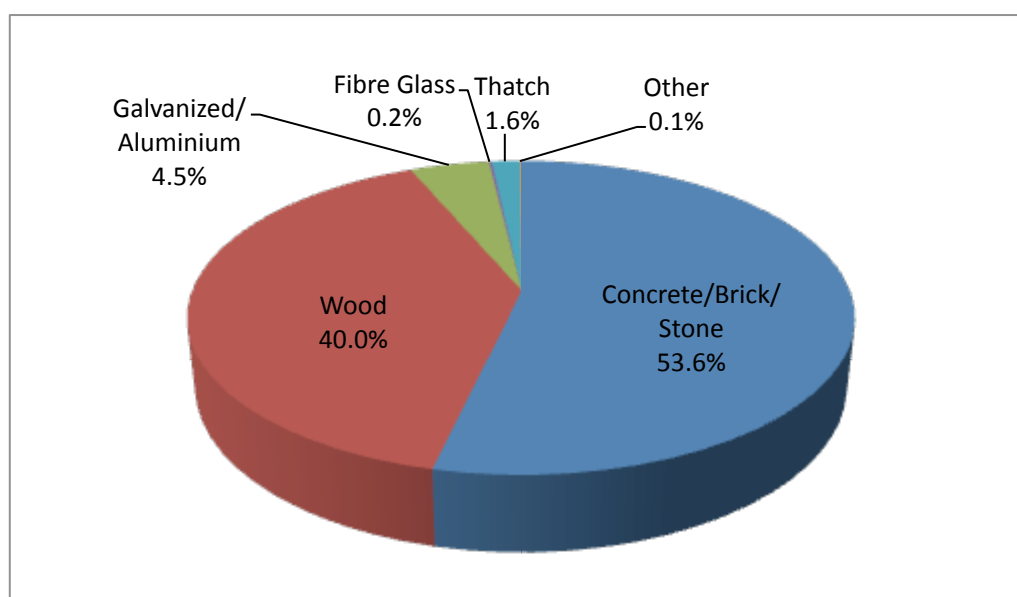
### Materials of roofs and outer walls

The 2011 census shows that some 93% of occupied housing units have roofs made of either galvanized iron or aluminum. Materials used for construction of roofs, however, vary greatly by atoll/island. While 100% of the occupied housing units in Kili and Mejit have roofs made of either galvanized iron or aluminum, only 45% of occupied housing units in Enewetak and 69% in Namu have roofs made of these materials (Figure 9.4). However, over 80% of occupied housing units in all other atolls/islands have roofs made of either galvanized iron or aluminum.

**Figure 9.4: Occupied housing units using galvanized/aluminium/tin for construction materials of the roof by atoll/island, RMI: 2011**



**Figure 9.5: Occupied housing units by construction material of outer walls, RMI: 2011**



It can be seen from Figure 9.5 that over half (53.6%) of occupied housing units in the Marshall Islands have outer walls made of concrete, brick or stone, while 40% are made of wood. Fewer numbers of housing units have outer walls made of less durable materials, such as thatch (1.6%) or fiberglass (0.2%). Galvanized iron or aluminum is used by 4.5% of housing units. Concrete, brick or stone are more commonly used in Majuro (67.5%), while wood is more commonly used in Kwajalein (55.9%).

### Floor areas of housing units

The median floor area of occupied housing units in the Marshall Islands is 399 square feet, which means that half of the occupied housing units in the country have floor areas of 399 square feet or less (Table 9.2). Urban areas are, in general, bigger (439 square feet) than rural areas (339 square feet). The median floor area in Kwajalein is 599 square feet; in Majuro it is 399 square feet.

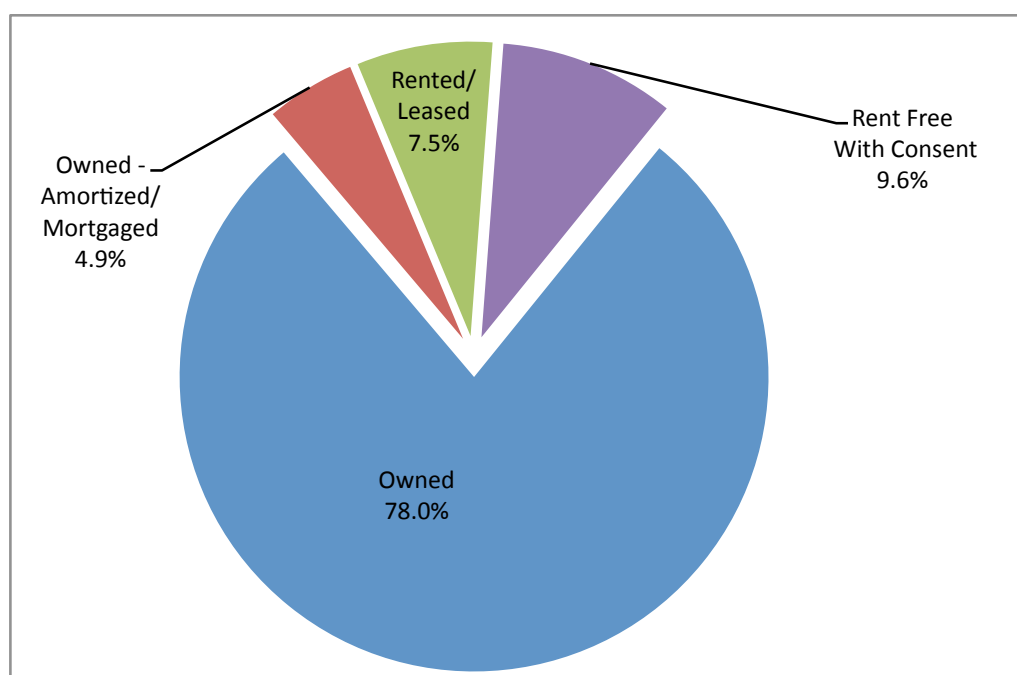
**Table 9.2: Floor area of occupied housing units by urban/rural residence, RMI: 2011**

Floor area in square feet	Marshall Islands	Urban			Rural
		Total	Majuro	Kwajalein	
<b>Total</b>	<b>7,738</b>	<b>5,463</b>	<b>4,092</b>	<b>1,371</b>	<b>2,275</b>
Less than 100	1,512	996	871	125	516
100–299	1,496	980	797	183	516
300–499	1,631	1,098	799	299	533
500–999	1,876	1,422	968	454	454
1,000–1,999	863	655	467	188	208
2,000–4,999	275	233	138	95	42
5,000 or greater	85	79	52	27	6
Median	399	439	399	599	339

### Tenure status of housing units

Figure 9.6 presents the tenure status of housing units of occupied households. A majority of households (78%) own the housing units they occupy. About 10% of households occupy housing units rent-free with the consent of the owners. While 7.5% rent or lease their housing units, 4.9% own, amortize or mortgage. All households in Aur, Lae, Ujae and Wotho, and 99% of households in Namu, own the housing units they occupy. By contrast, only 38.9% of households in Lib are owners of the housing units they occupy. In Kwajalein 77.9% and in Majuro 71.4% of households own the housing units they occupy. On the other hand, a large number of households in Lib (61.6%) and Utirik (37.7%) occupy housing units rent-free with the consent of the owners.

**Figure 9.6: Tenure status of housing units of occupied households, RMI: 2011**



### Acquisition of housing units and sources of financing

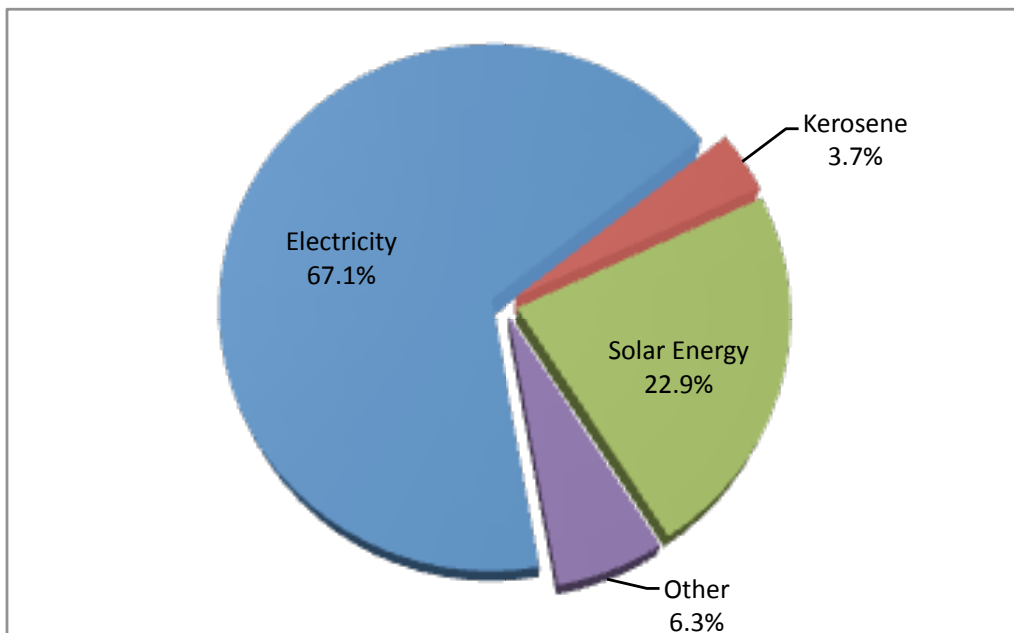
The 2011 census recorded a total of 6,123 households who own the housing units they occupy, referred to as owner-households. Over three-fifths (61.9%) of owner-households reported that they purchased or constructed their housing units using their own resources. A little over three out of 10 owner-households (31.2%) purchased or constructed their housing units by taking housing loans from various financial institutions: Marshall Islands Development Bank (10.6%), USDA Rural Economic (11.2%), Bank of Marshall Islands (6.9%) or Bank of Guam (2.5%). Other financing sources were used by the remaining 6.9% of owner-households to purchase or construct their housing units.

## Fuel for lighting

Electricity is the main source of lighting used in the country, followed by solar energy. Figure 9.7 shows that a little over two out of three households (67.1%) use electricity for lighting, whereas 22.9% use solar energy. A small number of households (3.7%) use kerosene for lighting and 6.3% use other sources, such as batteries, candles, or their own generator. Note that the 1999 census reported kerosene as the most common source of fuel for lighting.

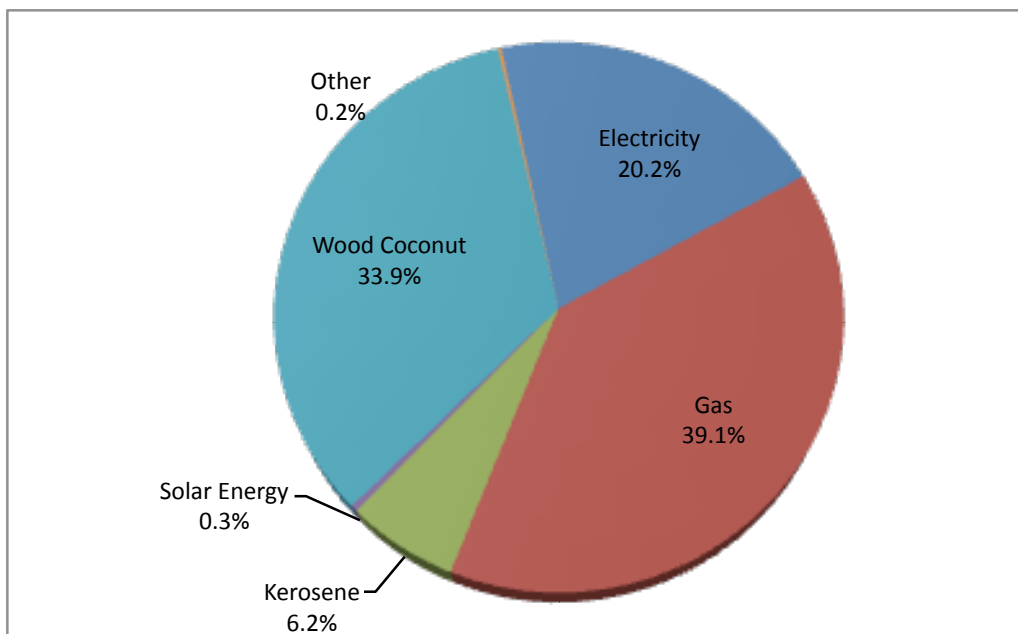
Sources of lighting used in the country vary to a large extent by atoll/island. While all households in Kili use electricity for lighting, it is not at all used in Ailinglaplap, Ailuk, Ebon, Jabat, Lae, Lib, Likiep, Mejit, Namdrik, Namu, Ujae and Wotho. Solar energy is the major source of fuel for lighting in many atolls/islands, namely Ailinglaplap, Arno, Aur, Ebon, Lib, Likiep, Mejit, Mili, Namdrik, Namu, Ujae, Utirik and Wotho. Electricity is the major source of fuel for lighting in Kwajalein and Majuro: 91.6% of households in the former and 88.7% in the latter use electricity for lighting. Solar energy is used by 5.3% of households in Kwajalein, while 2.9% of households in Majuro use kerosene for lighting.

**Figure 9.7: Households by type of fuel used for lighting, RMI: 2011**



## Fuel for cooking

**Figure 9.8: Households by type of fuel used for cooking, RMI: 2011**

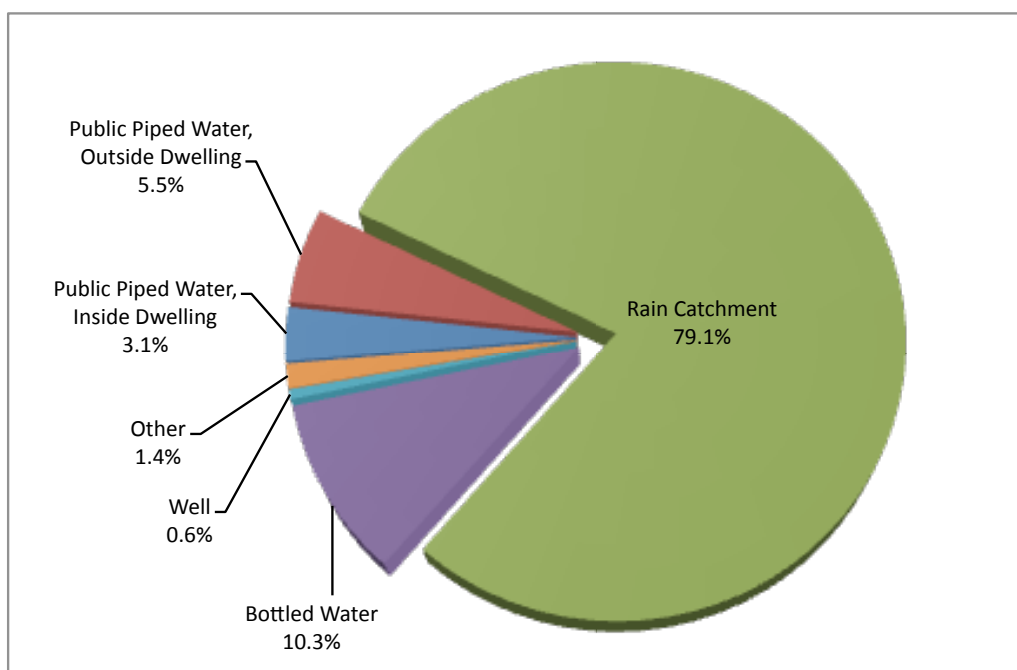


Gas is the most commonly used fuel for cooking in the country. It is used by almost two-fifths of households, while coconut wood is used by 33.9%. Electricity is used for cooking by one out of five households, whereas 6.2% use kerosene and 0.3% use solar energy (Figure 9.8). All households in Kili, three out of 10 households in Kwajalein and about a quarter of households in Majuro use electricity for cooking, while gas is used by over half of households in Kwajalein and 56% of households in Majuro. In all other atolls/islands, most households use coconut wood for cooking.

## Main source of drinking water

The main source of drinking water in the country is rainwater catchments and tanks, which are used by almost four-fifths of households. There are 3.1% of households who use public piped water inside the dwelling, which comes from a public or community water system, and 5.5% use piped water from a public water system but fetched from outside the dwelling. Bottled water is used by 10.3% of all households, and well water by 0.6% (Figure 9.9).

**Figure 9.9: Households by source of drinking water, RMI: 2011**

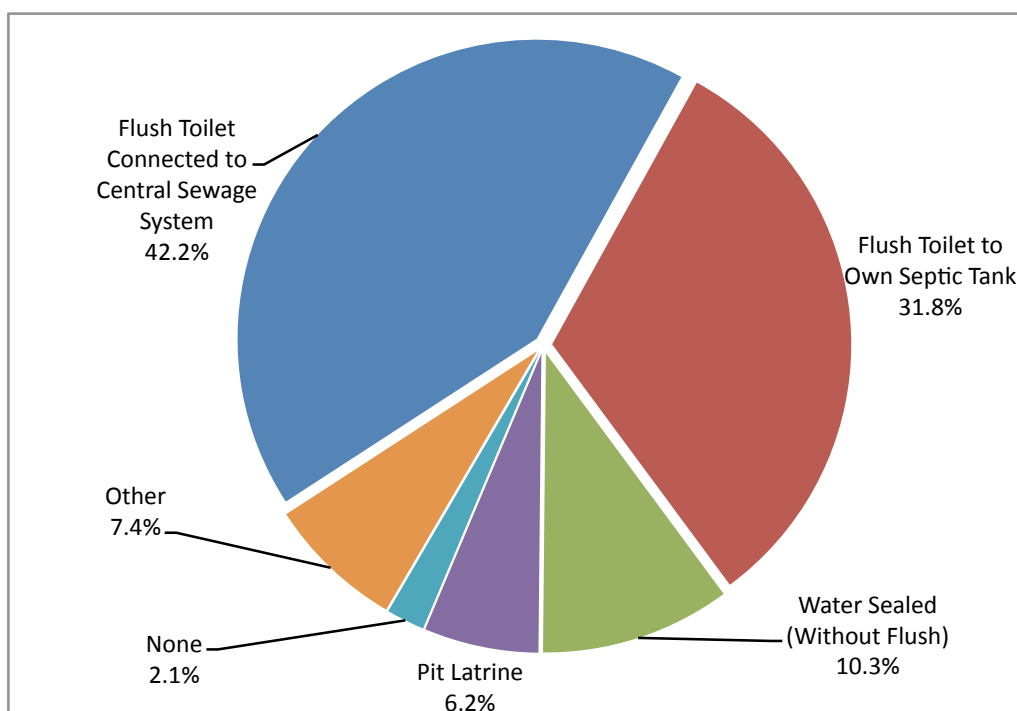


Except in Kwajalein, rainwater catchments and tanks are the most widely used source of drinking water in all atolls/islands. One-third of households in Kwajalein obtain drinking water from piped water either inside the dwelling (7.4%) or outside the dwelling (26.1%). Bottled water is used by 8.8% of households in Kwajalein and 16.4% of households in Majuro.

## Types of toilet facility

Figure 9.10 shows that almost three-fourths of all households in the country use a sanitary-type toilet facility, with a flush toilet connected to a central sewerage system (42.2%) or a flush toilet to their own septic tank (31.8%). A water-sealed toilet without flush is used by 10.3% of households and a pit latrine by 6.2%. However, 7.4% of households use another toilet facility and 2.1% have no toilet facility. All households in Kili and over two-thirds of households in Ailuk (68.3%), Aur (67.4%), Mejit (73.7%), Namdrik (79.4%), Ujae (86.5%), Wotho (72.7%) and Wotje (81.8%) have sanitary-type toilet facilities. Sanitary-type toilet facilities are most common in Majuro and Kwajalein: 96.4% of households in the former and 94.2% of households in the latter have such toilet facilities. On the other hand, a majority of households use a pit latrine, which is not a sanitary-type facility, in Arno (44.4%), Enewetak (43.4%), Lae (52.1%) and Likiep (41.9%).

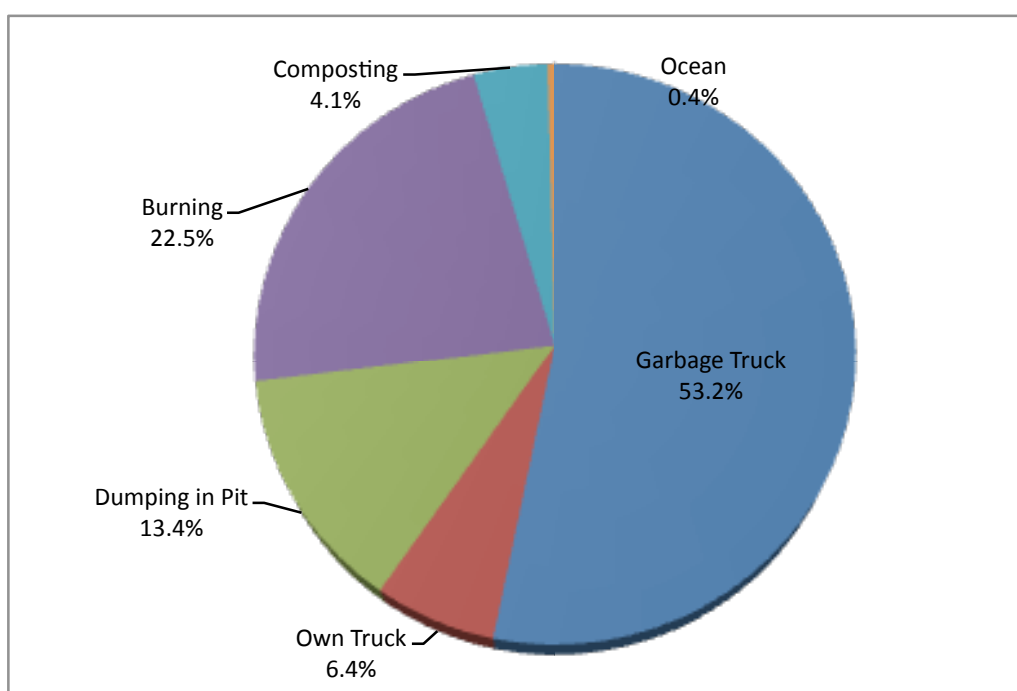
**Figure 9.10: Households by type of toilet facility, RMI: 2011**



### Manner of garbage disposal

Over half (53.2%) of households in the country dispose of their garbage using a garbage truck provided by the government, while 6.4% of households use their own truck (Figure 9.11). Other means of garbage disposal include burning (22.5%), dumping in a pit (13.4%) and composting (4.1%).

**Figure 9.11: Households by manner of garbage disposal, RMI: 2011**



A garbage truck provided by the government is the main means of garbage disposal for 79.8% of households in Kwajalein and 70.7% of households in Majuro. In Kili, 96.6% of households dispose of their garbage using a garbage truck provided by the government, while almost all households (98.6%) in Utirik use their own truck. Note that burning of waste is a common manner of garbage disposal in several atolls/islands. All the households in Lib dispose of their garbage by burning, and a large percentage of households in Aur (97.9%), Enewetak (87.7%), Lae (89.6%), Mejit (86%), Ujae (96.2%) and Wotho (81.8%) use this manner for garbage disposal.

### **Presence of household conveniences**

The most popular household appliance is a TV/VCR/DVD, which is owned by over 60% of households in the country. Other popular household appliances are telephones/cell phones (57.9%), gas stoves (57.4%), refrigerators (51.7%) and radios (49.9%). Air conditioning is owned by 34.5% of households and an electric stove by 24.9%. Some 23% of households have a computer, either with internet (10.7%) or without (12%). A microwave oven is present in 17% of households, while 16.5% of households have a car or truck. A motorized or non-motorized boat is owned by 16.3% of households.

The most economically well-off households are in Kili, where over 80% possess a refrigerator, air conditioning, an electric stove and a TV/VCR/DVD. Also, over three-fourths of households in Kili have a telephone/cell phone and 55.1% have a radio. Over three-fifths of households in Kwajalein and Majuro own a TV/VCR/DVD, refrigerator, telephone/cell phone and gas stove. While over half of households in Kwajalein and 45.4% of households in Majuro own air conditioning, about a third of households in Kwajalein and Majuro have an electric stove.

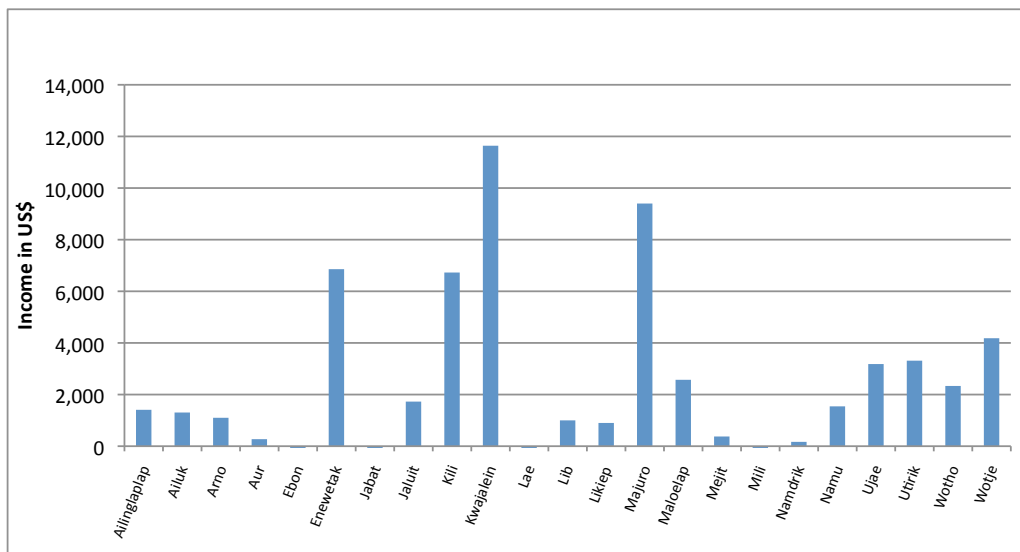
Two-thirds of households in Mili have a radio, while two-thirds of households in Likiep own both a radio and a TV/VCR/DVD. Likewise, in Utirik 78.3% of households have a refrigerator and 69.6% have a gas stove. A motorized or non-motorized boat is present in over half of households in Ailinglaplap, Ailuk, Ebon, Jabat, Mejit, Namdrik and Utirik.

### **Household income**

The 2011 census revealed that the median annual household income in the Marshall Islands is 6,476 US dollars, down from the 6,840 US dollars reported in the 1999 census. The median annual household income varies widely by atoll/island. In Ebon, Jabat, Lae and Mili it is almost nil, and Aur, Likiep, Mejit and Namdrik reported a median annual household income of less than 1,000 US dollars. Kwajalein reported the highest median annual household income (11,640 US dollars), followed by Majuro (9,400 US dollars). Two other atolls/islands with a median annual household income higher than the national figure are Enewetak (6,857 US dollars) and Kili (6,727 US dollars).



**Figure 9.12: Median annual income of households by atoll/island, RMI: 2011**



## APPENDICES

## Appendix A

## List of forms used in the 2011 CPH

---

- 1 Control Listing – CPH Form 1
  - 2 Household Questionnaire – CPH Form 2
  - 3 Household Continuation Form – CPH Form 2a
  - 4 Institutional Questionnaire – CPH Form 3
  - 5 Appointment Slip – CPH Form 4
  - 6 Transmittal/Receipt Form – CPH Form 5
  - 7 Notice of Enumeration Sticker – CPH Form 6
  - 8 Census Area Supervisor Consolidated Report (By Atoll/EA)
  - 9 List of Appointed Census Area Supervisors and Enumerators
  - 10 Master List of Atoll/Island/Islets and Enumeration Areas
  - 11 Census Area Supervisor Booklet
  - 12 Record of Missing Questionnaires
  - 13 Enumerator's Questionnaire Transmittal Record
  - 14 Folio Cover for CPH Forms 2 and 3
  - 15 Folio Cover for CPH Form 1
- 
- 1 Listing Sheet for Mapping and Listing Operations
  - 2 Mapper's Summary Report
  - 3 Enumeration Area Delineation Report



[illegible]



[illegible]











## Appendix B2 Census questionnaire – CPH Form 2 - Housing and persons 01-10



### Republic of the Marshall Islands 2011 CENSUS OF POPULATION & HOUSING



#### AUTHORITY AND CONFIDENTIALITY:

This census is being conducted by the RMI Economic Policy, Planning and Statistics Office, (EPPSO) as authorized under the *Statistical Act of 1986*. All information will be held strictly confidential.

Visit Number	1st Visit	2nd Visit	3rd Visit	H. Enumerator's Name:	A. Atoll:	
Time-Interview started				I. Respondent's Name:	B. Zone/Island/Village:	
Time-Interview ended					C. Dwelling # (from map):	
Result of Visit				J. Contact Details:	D. Household #	
Result of Visit:					E. GPS Waypoint # :	
1. Complete      3. Not At Home      5. Refusal 2. Partial      4. Vacant						

**CERTIFICATION:** I hereby certify that the data set forth were obtained/reviewed by me personally and in accordance with the instructions.

Signature of Surveyor

Date Completed

Signature of Supervisor

Date Reviewed

The 2011 RMI Census counts each person at his or her "usual residence."  
The usual residence is the place where the person lives and sleeps most of the time.

#### Include

- Everyone who usually lives here such as family members, housemates and roommates, foster children, roomers, boarders, and live-in employees.
- Persons who are temporarily away on a business trip, on vacation, or in a general hospital.
- College students who stay here while attending college.
- Persons in the Armed Forces who live here.
- Newborn babies born prior to or on April 3<sup>rd</sup> 2011.
- Children in boarding schools below the college level.
- Persons who stay here most of the week while working even if they have a home somewhere else.
- Persons with no other home who were staying here last week.

#### Do not include

- Persons who usually live somewhere else.
- Persons who are away in an institution such as a prison, mental hospital, or a nursing home.
- College students who live somewhere else while attending college.
- Persons in the Armed Forces who live somewhere else.
- Persons who stay somewhere else most of the week while working.
- Newborn babies born after April 3<sup>rd</sup> 2011.

Please give me the name of each person usually residing here as of April 3<sup>rd</sup>, 2011, including all persons staying here who have no other home. Begin with the household member in whose name the home is owned, being bought, or rented. *Print first name, last name, and middle initial for each person and gender (1 = Males; 2 = Females) of person.*

FIRST & LAST NAME

SEX

FIRST & LAST NAME

SEX

01.		06.	
02.		07.	
03.		08.	
04.		09.	
05.		10.	

Total **PERSONS** in this household = [    ]

Total **MALES** in this household = [    ]

Total **FEMALES** in this household = [    ]

CPH FORM 2

FORM # \_\_\_\_ OF \_\_\_\_

## HOUSING/AGRICULTURE QUESTIONS

### H01 - H04: OBSERVATIONAL QUESTIONS

**H01. In what type of dwelling is this household located? Kain em röt in?** ☐

1. Single House
2. Multi-unit residential(2+units)
3. Commercial/Industrial/agricultural building
4. Other type of housing unit (boat, trailer etc.)

**H02. What is the roof of this dwelling mainly constructed of? Borwaj in imwiin ej kömman jen ta?** ☐

1. Galvanized/Aluminum Tin
2. Concrete
3. Wood
4. Fiber glass
5. Thatch

6. Other, please specify \_\_\_\_\_

**H03. What is the main material used to construct the outer/outside walls of this dwelling? Itulikin mwiin ej ekkaal kin ta?** ☐

1. Concrete/Brick/Stone
2. Wood
3. Galvanized/aluminum
4. Fiber glass
5. Thatch
6. Other: \_\_\_\_\_

**H04. What is state of repair of this dwelling? Ewi jekjek in mwiin?** ☐

1. Needs no improvement or minor repairs
2. Needs major repairs
3. Dilapidated/condemned
4. Under renovation/being repaired
5. Under construction
6. Other, please specify \_\_\_\_\_

**H05. When was this dwelling constructed? Ñaat eo mwiin ear ekkaal?** ☐

- |                   |                     |
|-------------------|---------------------|
| 01. 2010 or later | 07. 1991 - 2000     |
| 02. 2009          | 08. 1981 - 1990     |
| 03. 2008          | 09. 1971 - 1980     |
| 04. 2007          | 10. 1970 or earlier |
| 05. 2006          | 98. Don't Know      |
| 06. 2001 - 2005   |                     |

**H06. What is the estimated square footage of the floor area of this household? Emaroñ jete floor area eo an mwin?** ☐

- |                  |                    |
|------------------|--------------------|
| 1. Less than 100 | 5. 1000 - 1999     |
| 2. 100 - 299     | 6. 2000 - 4999     |
| 3. 300 - 499     | 7. 5000 or greater |
| 4. 500 - 999     |                    |

**H07. What is the main source of lighting used in this household? Kom ej ka-meram ak ka-bböl mwin kin ta?** ☐

- |                                 |                  |
|---------------------------------|------------------|
| 01. Electricity (metered)       | 05. Solar Energy |
| 02. Electricity (own generator) | 06. Coconut Oil  |
| 03. Electricity (neighbor's)    | 07. Battery      |
| 04. Kerosene                    | 08. Candles      |

09. Other, please specify \_\_\_\_\_

**H08. What is your average monthly spending on electricity? Jete ri-mwin rej jolok ñon jarom ilo juon alloñ?**

\$ \_\_\_\_\_

**H09. What is the main source of energy used for cooking in this household? Ta eo ekkā ami köjebal ñon kamat?** ☐

1. Electricity
2. Gas
3. Kerosene
4. Solar Energy
5. Wood, coconut husks/shells
6. Other, please specify \_\_\_\_\_

**H10. What is the main source of drinking water for this household? Kom ej ebbök dren in idaak jen ia?** ☐

1. Public piped water inside dwelling
2. Public piped water outside dwelling
3. Rainwater collection/catchments
4. Public standpipe/water pipe
5. Covered/Protected Well
6. Uncovered/unprotected Well
7. Vendor-provided/bottled Water
8. Other, please specify \_\_\_\_\_

**H11. What is the main source of water used for other household activities apart from drinking water? Kom ej ebbök dren in kömman jebal ko jet jen ia?** ☐

1. Public piped water inside dwelling
2. Public piped water outside dwelling
3. Rainwater collection/catchments
4. Public standpipe/water pipe
5. Well
6. Other, please specify \_\_\_\_\_

**H12. What is the tenure of this household?** ☐

1. Owned - free and clear
2. Owned - being amortized/mortgaged
3. Rented/Leased
4. Rent-free with consent of owner

→ GO TO H15

**H13. How did you acquire this housing unit? Ewi wawein am kar bök mwiin?** ☐

1. Purchased
2. Constructed by owner/occupants with the help of friends and relatives
3. Constructed by owner/occupants without the help of friends and relatives
4. Constructed by hired/skilled workers
5. Constructed by an organized contractor
6. Inherited
7. Other - lottery, gift

→ GO TO H15

**H14. Did you obtain any of the following sources of financing in the construction/purchase of this housing unit? Kwar ke bök jään in jibañ ñan ekkaal/wiaik mwiin jen jikin kein ilal?**

- |                             |       |      |
|-----------------------------|-------|------|
| A. Own Resources            | 1 Yes | 2 No |
| B. MIDB                     | 1 Yes | 2 No |
| C. USDA Rural Development   | 1 Yes | 2 No |
| D. Bank of Marshall Islands | 1 Yes | 2 No |
| E. Bank of Guam             | 1 Yes | 2 No |
| F. Other, specify _____     | 1 Yes | 2 No |

**H15. What is the main type of toilet facility used by this household? Kain imön bwidrej röt kom ej köjebale?** ☐

1. Flush toilet connected to central sewage system
2. Flush toilet to own septic tank
3. Water-sealed (without flush)
4. Pit Latrine
5. Other

**H16. How does this household mainly dispose of its garbage waste? Kom ej jokbej kobej ko ami ñon ia?** ☐

1. Commercial/local government waste collection
2. Own vehicle (central waste disposal site)
3. Own pit/Burying (no burning/no seawall)
4. Burning
5. Composting
6. Other: \_\_\_\_\_

## HOUSING/AGRICULTURE QUESTIONS

**H17.** Does this household have any of the following household equipments or conveniences in good working order? Ewi wôt ian men kein ewôr mwin im emmôn aer jerbal? **Enter relevant code for all**

A. Radio/Radio Cassette	1 Yes 2 No	
B. Television/VCR/DVD	1 Yes 2 No	
C. Refrigerator/Freezer	1 Yes 2 No	
D. Telephone/Cell Phone	1 Yes 2 No	
E. Air Conditioning Unit	1 Yes 2 No	
F. Electric Stove	1 Yes 2 No	
G. Gas Stove	1 Yes 2 No	
H. Microwave Oven	1 Yes 2 No	
I. Smoke Oven (Atiti in Moña)	1 Yes 2 No	
J. Home-made Oven	1 Yes 2 No	
K. Car/Truck/Van	1 Yes 2 No	
L. Motorcycle	1 Yes 2 No	
M. Bicycle	1 Yes 2 No	
N. Rear-carts, push/pull carts	1 Yes 2 No	
O. Motorized boat	1 Yes 2 No	
P. Non-motorized boat/canoe	1 Yes 2 No	
Q. Two-way radio	1 Yes 2 No	
R. Computer with internet access	1 Yes 2 No	
S. Computer - no internet access	1 Yes 2 No	

**H18.** What is the total income from remittances from abroad and domestic of this household for the past 12 months? Emaroñ tarin jete jään ear dreloñ tok mwiin jen ro nukum im möttam ilikin im loan majöl in iumin allöñ ko 12 ko rej jemlok?

\$ \_\_\_\_\_ , \_\_\_\_\_

### AGRICULTURE SECTION

**A1.** Does anyone in this household do any of the following to earn income? Ewôr ke ian ri-mwin rej jerbal rôt kein ilal ñon kömman jään ak wia kaki? **Enter relevant code**

A. Growing Crops?	1 Yes 2 No	
B. Raise livestock?	1 Yes 2 No	
C. Copra making?	1 Yes 2 No	
D. Making handicrafts?	1 Yes 2 No	
E. Fishing?	1 Yes 2 No	
F. Other:		

**A2** What are the 3 main fishing methods household engages in? Kain eñod rôt ko jilu eka an ri-mwin kömani? **Answer only if A1-E Fishing = 1, else skip to A3. Start with the mostly used fishing method.**

A.	
B.	
C.	

**A3.** What is a rough estimate of total income (less expenses) from home production activities of this household for the past 12 months? Iumin allöñ ko joñoul ruo rej jemlok lok, ewôr tarin jete profit (elkin am köllaik wönen kein jerbal ko am) ri-mwin rar loe jen jerbal ko imweo (e.g. handicrafts, fishing)?

\$ \_\_\_\_\_ , \_\_\_\_\_

**A4.** Does anyone in this household do any of the following for home consumption? Ewôr ke ri-mwin rej kömmani jerbal kein ilal ñon kömman möña? **Enter relevant code.**

A. Growing Crops?	1 Yes 2 No	
B. Raise livestock?	1 Yes 2 No	
C. Fishing?	1 Yes 2 No	
D. Other:		

**A5.** What are the 3 main fishing methods household engages in for home consumption? Kain eñod rôt ko jilu eka an ri-mwin kömani ñon kömman möña? **Answer only if A4-C. Fishing = 1, else skip to A6. Start with the mostly used fishing method.**

A.	
B.	
C.	

**A6.** Do you own any food trees? Ewôr ke kötkam kein ikkan? ☐

1. Yes

2. No (→GO TO A7)

If yes, how many of each of the following types of fruit trees do you have? Elañe aet, jete ian kein ikkan kein ewôr kötkam? **Check all that apply and write in the number of each of the trees. Enter "00" if none.**

Banana		Breadfruit	
Lime		Coconut	
Papaya		Pandanus	
Other, specify:			

**A7.** Do you grow any of the following crops? Ewôr ke kötkam möña kein?

**1 = Yes; 2 = No**

Cucumber		Cabbage	
Green leafy vegetables		Long Bean	
Pumpkin		Squash	
Sweet Corn		Potato	
Taro			
Other, specify:			

**A8.** How many of the following livestock are you raising? Jete uan menin mour kein kom ej taap ilo mwiin?

Chickens   Pigs

Other:

# Person 1

## POPULATION QUESTIONS

# Person 1

First name:

P1. Person #1

- |                                  |                                    |
|----------------------------------|------------------------------------|
| 01. Head                         | 09. Father/Mother                  |
| 02. Spouse/partner               | 10. Brother/Sister                 |
| 03. Natural Child                | 11. Father-in-Law / Mother-in-Law  |
| 04. Adopted Child                | 12. Brother-in-Law / Sister-in-Law |
| 05. Grandchild                   | 13. Other Relatives                |
| 06. Nephew/niece                 | 14. Other, Non-Relatives           |
| 07. Stepson/Stepdaughter         |                                    |
| 08. Son-in-Law / Daughter-in-Law |                                    |

0 1

P2. Where did ... sleep on the night of Sunday, 3<sup>rd</sup> April 2011? Ia eo ... ear kiki ie boñin Sunday, 3<sup>rd</sup> April 2011?

- Same Household
- Other household within the same Atoll/Island
- Different Atoll/Island
- Foreign Country

→ GO TO P3

State where .... slept at on Sunday, 3<sup>rd</sup> April 2011:  
Likit ia ... ear kiki ie bonin Sunday, 3<sup>rd</sup> April 2011:

Atoll/Country: \_\_\_\_\_

P3. Is ... male or female? Emmaan ke kōrā?

- Male
- Female

P4. What is ... date of birth and age? Ear lōtak ñaat im jete an iio? (If less than 1 year old, record code '000' for age)

M M D D Y Y Y Y Age

P5. What is ...'s marital status?

- Never Married
- Legally Married
- Common-law/live-in
- Divorced/Separated
- Widowed

P6. What is ...'s religious affiliation? Kabuñ ta eo an ...? (For a young child, record the religion of the parents)

- |                                    |                  |
|------------------------------------|------------------|
| 01. United Church of Christ        | 06. Mormon's     |
| 02. Roman Catholic                 | 07. SDA          |
| 03. Assembly of God                | 08. BNJ          |
| 04. Jehovah's Witnesses            | 09. None         |
| 05. Reformed Congregational Church | 10. Other: _____ |
|                                    | 98. Refused      |

P7. What country is ... a citizen of? Armij in ia in?

- |                           |                  |
|---------------------------|------------------|
| 01. Marshall Islands      | 08. China, PRC   |
| 02. FSM                   | 09. Japan        |
| 03. Palau                 | 10. Philippines  |
| 04. Kiribati              | 11. Other Asia   |
| 05. Tuvalu                | 12. USA          |
| 06. Other Pacific Islands | 13. Other: _____ |
| 07. Taiwan, ROC           | 98. Don't Know   |

P8. Does ... have difficulty in: Ewōr ke an ... abañ ilo an:

Insert appropriate code:

- No difficulty at all
- Some difficulties
- A lot of difficulties
- Cannot do at all

a. Seeing, even wearing glasses

b. Hearing, even with the use of hearing aid

c. Walking, climbing steps or use of arms

d. Remembering or concentrating

P9. What main language does ... speak at home? Kajin ta eo ekkā an ... kōjērbale imweo? (For small children, record the language of the mother or caregiver.)

- Marshallese
- English
- Other

1 or 2, → GO TO P10

State Language:

Language: \_\_\_\_\_

P10. Where was ... born? Ia eo ... ar lōtak?

- RMI
- Other Countries

Atoll/Country: \_\_\_\_\_ (→ GO TO ISG#1)

### ISG#1: PERSONS 1 YEARS OF AGE AND OVER

P11. Where did ... live 1 year ago? Etan bukon eo ak ia eo ... ear jokwe ie 1 iio emotlok?

Atoll/Country: \_\_\_\_\_ (→ GO TO ISG#2)

### ISG#2: PERSONS 3 YEARS OF AGE AND OVER

### FOR PERSONS 3 OR 4 YEARS OF AGE, → GO TO P13

P12. Can ... read, write with understanding a simple sentence in any language? ... emaroñ ke read, jeje im melele juon sentence ilo jabrewōt kain kajin?

- Yes
- No (→ GO TO P13)

In what language? Ilo Kajin rōt?

English? 1. Yes 2. No

Other: \_\_\_\_\_

Other: \_\_\_\_\_

P13. Is... currently enrolled in a school or pursuing any other form of education or training? ... ej bed ke ilo jikuul ak ilo jabrewōt kain burokram in bukōt jelalokjen ak ilo burokram in kaminene ko?

- Yes
- No (→ GO TO P15)

P14. What grade or level or training is ... enrolled? Kain jikuul ak burokram in bukōt jelalokjen ak kaminene rōt eo ... ej bed ie?

- |                      |  |
|----------------------|--|
| 1. Preschool/Nursery | 5. Associate College                     |
| 2. Kindergarten      | (Academic/Occupational)                  |
| 3. Elementary        | 6. Undergraduate Years                   |
| 4. Secondary         | 7. Graduate Years or Professional School |
|                      | 8. Vocational Training (formal/informal) |

9 Other: \_\_\_\_\_

P15. What level of educational attainment has ... successfully completed? Class ak grade ta eo eliktata ... ear kadredreklok?

- Never been to school
- Preschool/Nursery
- Kindergarten

Primary School

- |                           |                           |
|---------------------------|---------------------------|
| 01. 1 <sup>st</sup> Grade | 05. 5 <sup>th</sup> Grade |
| 02. 2 <sup>nd</sup> Grade | 06. 6 <sup>th</sup> Grade |
| 03. 3 <sup>rd</sup> Grade | 07. 7 <sup>th</sup> Grade |
| 04. 4 <sup>th</sup> Grade | 08. 8 <sup>th</sup> Grade |

Secondary School

- |                            |   |
|----------------------------|---|
| 09. 9 <sup>th</sup> Grade  | 11. 11 <sup>th</sup> Grade                  |
| 10. 10 <sup>th</sup> Grade | 12. 12 <sup>th</sup> Grade, HS Diploma, GED |

Post-Secondary Education

- Some College
- Associate College - Occupational Program
- Associate College - Academic Program
- Bachelor's Degree (BA, AB, BS)
- Master's Degree (MA, MS, Med, MSW, MBA)
- Professional School Degree (MD, DDS, LLB, JD)
- Doctorate Degree (PhD, EdD)

### ISG#3: PERSONS 5 YEARS OF AGE AND OLDER

P16. Where did ... live 5 years ago? Etan bukon eo ak ia eo ... ear jokwe ie 5 iio emotlok?

Atoll/Country: \_\_\_\_\_ (→ GO TO ISG#4)

## ISG#4: PERSONS 15 YEARS OF AGE AND OLDER

P17. Does ... regularly... (one or more a day)? Ekkā ke an... (juon ak elloñ lok jen juon kattōn ilo juon raan)? *(Read options below and enter relevant code.)*

A. Smoke cigarettes or tobacco (includes pipes & cigars)?	1 Yes 2 No	<input type="checkbox"/>
B. Chew tobacco (includes cophenagen and other snuff)?	1 Yes 2 No	<input type="checkbox"/>
C. Chew Betel nut (includes nut with tobacco)?	1 Yes 2 No	<input type="checkbox"/>

P18. Has ... ever been a regular ... (one or more a day)? ... enañin ke kar ... (juon ak elloñ jen juon kattōn ilo juon raan)? *(Read options below and enter relevant code.) Ask only where response to questions P17 (a,b,c) = 2.*

A. Cigarettes or tobacco smoker (includes pipes & cigars)?	1 Yes 2 No	<input type="checkbox"/>
B. Tobacco chewer (includes cophenagen and other snuff)?	1 Yes 2 No	<input type="checkbox"/>
C. Betel nut chewer (includes nut with tobacco)?	1 Yes 2 No	<input type="checkbox"/>

P19. Did ... have any work in the past 7 days, either full-time or part-time? Ear wōr ke an ... jermal ak business ilo raan ko jilijilimjuon rej jemlok lok? *(Include work for cash pay, payment in kind, unpaid work in a family business and home production activities.)*

1. Yes (→GO TO P21) 2. No ☐

P20. Did ... have a job or business that he/she did not work in the past seven days? Ear wōr ke an ... jermal ak business im ear jab jermal ie ilo raan ko jilijilimjuon rej jemlok?

1. Yes 2. No (→GO TO P25) ☐

P21. What type of work/activity does ... usually do? Kain jermal rōt eo ... ekkā an kōmmane:

1. Work for pay - Employee (Private) ☐
2. Work for pay - Employee (Government)
3. Self employed without any employee as defined in "4"
4. Employer in any family owned and operated farm/business (with one or more regular paid employees)
5. Volunteer work
6. Unpaid work in a family business
7. Producing goods (farm, fishing, handicrafts, etc.) mainly for sale
8. Producing goods (farm, fishing etc.) mainly for own consumption

P22. How many hours did ... work in the past 7 days? Jete awa eo ... ear jermal iumin raan ko jilijilimjuon rej jemlok?

- a.) At paid job or business (Codes 1 to 6 above)
- b.) At home production activities (Codes 7 & 8)

P23. What was ...'s activity/occupation during the past seven days? E.g. Coconut farmer, fisherman, filing clerk, handicraft maker, nurse. Jermal rōt eo an ... iumin raan ko jilijilimjuon rej jemlok? Einwōt ri-kawainini ke, ri-eñod ke, filing clerk ke, ri-amimono ke, nurse ke?

Please specify

P24. What kind of business/industry did ... work in the past seven days? E.g. Coconut farming, fishing, handicrafts manufacturing, restaurant, office. Kain business ak jikin jermal rōt eo .... ear jermal ie iumin raan ko 7 rej jemlok lok?

Please specify

(→GO TO P28)

P25. Was ... available for work in the past seven days? ... ear ke bojok ak maroñ in jermal ilo raan ko jilijilimjuon rej jemlok?

1. Yes 2. No (→GO TO P28) ☐

P26. Did ... look for work in the past seven days? ... ear ke kapok an jermal ilo raan ko jilijilimjuon rej jemlok lok?

1. Yes (→GO TO P28) 2. No ☐

P27. Why did ... not look for work in the past seven days? Ebajet ke ... ear jab kapok an jermal ilo raan ko jilijilimjuon rej jemlok lok?

- |  |                                 |                          |
|--|---------------------------------|--------------------------|
| 01. Still in School                              | 06. Waiting for rehired/job     | <input type="checkbox"/> |
| 02. Believe no job available                     | 07. Retired/Disabled            |                          |
| 03. Awaiting results of previous job application | 08. Housekeeping                |                          |
| 04. Temporary illness                            | 10. Other: <input type="text"/> |                          |
| 05. Bad weather                                  |                                 |                          |

P28. Did ... earn income from any of the following sources in the past 12 months? ... ear ke jermal im elolo jāān ak jeramōn jen men kein ilal iumin allōñ ko joñoul ruo rej jemlok? *(Do not include remittances from abroad and domestic sources or income from home productions - see H18 & A3).*

1. Yes 2. No

A. Wages & Salaries	<input type="checkbox"/>
B. Net receipts from businesses/profession	<input type="checkbox"/>
C. Commissions, tips, bonuses, allowances	<input type="checkbox"/>
D. Interests, dividends, net rental, royalty, income from estates	<input type="checkbox"/>
E. Social Security, retirement, survivor and disability pensions	<input type="checkbox"/>
F. Other <input type="text"/>	<input type="checkbox"/>

P29. What was the total income for ... in the past 12 months from the above sources? Jete oran aolep jāān ak jeramōn ko ... ear loe ilo 12 allōñ ko rej jemlok?

\$

## ISG#5: FEMALES 15-54 YEARS OF AGE

F1. Has ... ever given birth, even if child died later? ... enañin ke kar wōr nejn (bar bwini ajiri eo/ro emōj an/aer jako )?

1 Yes 2 No (→GO TO NEXT PERSON) ☐

F2. How many children were born alive to ....? Jete nejn ... ajiri?

F3. How many of these children, by sex, are: Jete uwaan ajiri rein im rej: *(Read out the options and record information in the corresponding box)*

	Males	Females
Living		
a.) In the household	<input type="text"/>	<input type="text"/>
b.) Somewhere else in RMI	<input type="text"/>	<input type="text"/>
c.) Overseas	<input type="text"/>	<input type="text"/>
Died	<input type="text"/>	<input type="text"/>
Total	<input type="text"/>	<input type="text"/>

F4. What is the date of birth of ...'s last child born alive? Raan im iio in lōtak an ajiri eo ediktata nejn ... *(including a child that may have died later. If less than 1 year old, enter code '000' for age.)*

M M D D Y Y Y Y Age

F5. What is the sex of the last child born alive? Maan ke kōrā diktata eo? ☐

1. Male 2. Female

F6. Is this child still alive? Ej mour wōt ke diktata eo? ☐

1. Yes 2. No

*Are there more people living here? If yes, continue with Person 2.*



## Person 2

## POPULATION QUESTIONS

## Person 2

First name:

P1. Person #2

- |                                    |                                       |
|------------------------------------|---------------------------------------|
| 02. Spouse/partner                 | 09. Father/Mother                     |
| 03. Natural Child                  | 10. Brother/Sister                    |
| 04. Adopted Child                  | 11. Father-in-Law/<br>Mother-in-Law   |
| 05. Grandchild                     | 12. Brother-in-Law /<br>Sister-in-Law |
| 06. Nephew/niece                   | 13. Other Relatives                   |
| 07. Stepson/Stepdaughter           | 14. Other, Non-Relatives              |
| 08. Son-in-Law/<br>Daughter-in-Law |                                       |

P2. Where did ... sleep on the night of Sunday, 3<sup>rd</sup> April 2011? Ia eo ... ear kiki ie boñin Sunday, 3<sup>rd</sup> April 2011?

1. Same Household
2. Other household within the same Atoll/Island
3. Different Atoll/Island
4. Foreign Country

→ GO TO P3

State where ... slept at on Sunday, 3<sup>rd</sup> April 2011:  
Likit ia ... ear kiki ie bonin Sunday, 3<sup>rd</sup> April 2011:

Atoll/Country: \_\_\_\_\_

P3. Is ... male or female? Emmaa ke kōrā?  
1. Male 2. Female

P4. What is ... date of birth and age? Ear lōtak ñaat im jete an iio? (If less than 1 year old, record code '000' for age)

M	M	D	D	Y	Y	Y	Y	Age
<input type="text"/>	<input type="text"/>	<input type="text"/>	<input type="text"/>	<input type="text"/>	<input type="text"/>	<input type="text"/>	<input type="text"/>	<input type="text"/>

P5. What is ...'s marital status?

1. Never Married
2. Legally Married
3. Common-law/live-in
4. Divorced/Separated
5. Widowed

P6. What is ...'s religious affiliation? Kabuñ ta eo an ...? (For a young child, record the religion of the parents)

- |                                    |                  |
|------------------------------------|------------------|
| 01. United Church of Christ        | 06. Mormon's     |
| 02. Roman Catholic                 | 07. SDA          |
| 03. Assembly of God                | 08. BNJ          |
| 04. Jehovah's Witnesses            | 09. None         |
| 05. Reformed Congregational Church | 10. Other: _____ |
| 08. Refused                        |                  |

P7. What country is ... a citizen of? Armij in ia in?

- |                           |                  |
|---------------------------|------------------|
| 01. Marshall Islands      | 08. China, PRC   |
| 02. FSM                   | 09. Japan        |
| 03. Palau                 | 10. Philippines  |
| 04. Kiribati              | 11. Other Asia   |
| 05. Tuvalu                | 12. USA          |
| 06. Other Pacific Islands | 13. Other: _____ |
| 07. Taiwan, ROC           | 14. Don't Know   |

P8. Does ... have difficulty in: Ewōr ke an ... abañ ilo an:

Insert appropriate code:

1. No difficulty at all
2. Some difficulties
3. A lot of difficulties
4. Cannot do at all

a. Seeing, even wearing glasses

b. Hearing, even with the use of hearing aid

c. Walking, climbing steps or use of arms

d. Remembering or concentrating

P9. What main language does ... speak at home? Kajin ta eo ekkā an ... kōjērbale imweo? (For small children, record the language of the mother or caregiver.)

1. Marshallese
2. English
3. Other

1 or 2, → GO TO P10

State Language:

Language: \_\_\_\_\_

P10. Where was ... born? Ia eo ... ar lōtak?

1. RMI
2. Other Countries

Atoll/Country: \_\_\_\_\_ (→ GO TO ISG#1)

ISG#1: PERSONS 1 YEARS OF AGE AND OVER

P11. Where did ... live 1 year ago? Etan bukon eo ak ia eo ... ear jokwe ie 1 iio emotlok?

Atoll/Country: \_\_\_\_\_ (→ GO TO ISG#2)

ISG#2: PERSONS 3 YEARS OF AGE AND OVER

FOR PERSONS 3 OR 4 YEARS OF AGE, → GO TO P13

P12. Can ... read, write with understanding a simple sentence in any language? ... emaroñ ke read, jeje im melele juon sentence llo jabrewōt kain kajin?

1. Yes
2. No (→ GO TO P13)

In what language? Ilo Kajin rōt?

English? 1. Yes 2. No

Other: \_\_\_\_\_

Other: \_\_\_\_\_

P13. Is... currently enrolled in a school or pursuing any other form of education or training? ... ej bed ke ilo jikuul ak ilo jabrewōt kain burokram in bukōt jelalokjen ak ilo burokram in kaminene ko?

1. Yes
2. No (→ GO TO P15)

P14. What grade or level or training is ... enrolled? Kain jikuul ak burokram in bukōt jelalokjen ak kaminene rōt eo ... ej bed ie?

- |                      |   |
|----------------------|---|
| 1. Preschool/Nursery | 5. Associate College                        |
| 2. Kindergarten      | (Academic/Occupational)                     |
| 3. Elementary        | 6. Undergraduate Years                      |
| 4. Secondary         | 7. Graduate Years or<br>Professional School |
|                      | 8. Vocational Training<br>(formal/informal) |

9 Other: \_\_\_\_\_

P15. What level of educational attainment has ... successfully completed? Class ak grade ta eo eliktata ... ear kadredreklok?

30. Never been to school
31. Preschool/Nursery
32. Kindergarten

Primary School

- |                           |                           |
|---------------------------|---------------------------|
| 01. 1 <sup>st</sup> Grade | 05. 5 <sup>th</sup> Grade |
| 02. 2 <sup>nd</sup> Grade | 06. 6 <sup>th</sup> Grade |
| 03. 3 <sup>rd</sup> Grade | 07. 7 <sup>th</sup> Grade |
| 04. 4 <sup>th</sup> Grade | 08. 8 <sup>th</sup> Grade |

Secondary School

- |                            |   |
|----------------------------|---|
| 09. 9 <sup>th</sup> Grade  | 11. 11 <sup>th</sup> Grade                  |
| 10. 10 <sup>th</sup> Grade | 12. 12 <sup>th</sup> Grade, HS Diploma, GED |

Post-Secondary Education

13. Some College
14. Associate College - Occupational Program
15. Associate College - Academic Program
16. Bachelor's Degree (BA, AB, BS)
17. Master's Degree (MA, MS, Med, MSW, MBA)
18. Professional School Degree (MD, DDS, LLB, JD)
19. Doctorate Degree (PhD, EdD)

ISG#3: PERSONS 5 YEARS OF AGE AND OLDER

P16. Where did ... live 5 years ago? Etan bukon eo ak ia eo ... ear jokwe ie 5 iio emotlok?

Atoll/Country: \_\_\_\_\_ (→ GO TO ISG#4)

## Person 2

## POPULATION QUESTIONS

## Person 2

P17. Does ... regularly... (one or more a day)? Ekkā ke an... (juon ak elloñ lok jen juon kattōn ilo juon raan)? (Read options below and enter relevant code.)

A. Smoke cigarettes or tobacco (includes pipes & cigars)?	1 Yes 2 No	<input type="text"/>
B. Chew tobacco (includes cophenagen and other snuff)?	1 Yes 2 No	<input type="text"/>
C. Chew Betel nut (includes nut with tobacco)?	1 Yes 2 No	<input type="text"/>

P18. Has ... ever been a regular ... (one or more a day)? ... enañin ke kar ... (juon ak elloñ jen juon kattōn ilo juon raan)? (Read options below and enter relevant code.) Ask only where response to questions P17 (a,b,c) = 2.

A. Cigarettes or tobacco smoker (includes pipes & cigars)?	1 Yes 2 No	<input type="text"/>
B. Tobacco chewer (includes cophenagen and other snuff)?	1 Yes 2 No	<input type="text"/>
C. Betel nut chewer (includes nut with tobacco)?	1 Yes 2 No	<input type="text"/>

P19. Did ... have any work in the past 7 days, either full-time or part-time? Ear wōr ke an ... jermal ak business ilo raan ko jilijimjuon rej jemlok lok? (Include work for cash pay, payment in kind, unpaid work in a family business and home production activities).

1. Yes (→GO TO P21) 2. No

P20. Did ... have a job or business that he/she did not work in the past seven days? Ear wōr ke an ... jermal ak business im ear jab jermal ie ilo raan ko jilijimjuon rej jemlok?

1. Yes 2. No (→GO TO P25)

P21. What type of work/activity does ... usually do? Kain jermal rōt eo ... ekkā an kōmmane:

1. Work for pay - Employee (Private)
2. Work for pay - Employee (Government)
3. Self employed without any employee as defined in "4"
4. Employer in any family owned and operated farm/business (with one or more regular paid employees)
5. Volunteer work
6. Unpaid work in a family business
7. Producing goods (farm, fishing, handicrafts, etc.) mainly for sale
8. Producing goods (farm, fishing etc.) mainly for own consumption

P22. How many hours did ... work in the past 7 days? Jete awa eo ... ear jermal iumin raan ko jilijimjuon rej jemlok?

a.) At paid job or business (Codes 1 to 6 above)

b.) At home production activities (Codes 7 & 8)

P23. What was ...'s activity/occupation during the past seven days? E.g. Coconut farmer, fisherman, filing clerk, handicraft maker, nurse. Jermal rōt eo an ... iumin raan ko jilijimjuon rej jemlok? Einwōt ri-kawainini ke, ri-eñod ke, filing clerk ke, ri-amimono ke, nurse ke?

Please specify

P24. What kind of business/industry did ... work in the past seven days? E.g. Coconut farming, fishing, handicrafts manufacturing, restaurant, office. Kain business ak jikin jermal rōt eo .... ear jermal ie lumin ko 7 rej jemlok lok?

Please specify

(→GO TO P28)

P25. Was ... available for work in the past seven days?

... ear ke bojak ak maroñ in jermal ilo raan ko jilijimjuon rej jemlok?

1. Yes 2. No (→GO TO P28)

P26. Did ... look for work in the past seven days?

... ear ke kapok an jermal ilo raan ko jilijimjuon rej jemlok lok?

1. Yes (→GO TO P28) 2. No

P27. Why did ... not look for work in the past seven days? Ebajet ke ... ear jab kapok an jermal ilo raan ko jilijimjuon rej jemlok lok?

- |  |                                 |
|--|---------------------------------|
| 01. Still in School                              | 06. Waiting for rehire/job      |
| 02. Believe no job available                     | 07. Retired/Disabled            |
| 03. Awaiting results of previous job application | 08. Housekeeping                |
| 04. Temporary illness                            | 10. Other: <input type="text"/> |
| 05. Bad weather                                  |                                 |

P28. Did ... earn income from any of the following sources in the past 12 months? ... ear ke jermal im elolo jāān ak jeramōn jen men kein ilal iumin allōñ ko joñoul ruo rej jemlok? (Do not include remittances from abroad and domestic sources or income from home productions - see H18 & A3).

1. Yes 2. No

A. Wages & Salaries	<input type="text"/>
B. Net receipts from businesses/profession	<input type="text"/>
C. Commissions, tips, bonuses, allowances	<input type="text"/>
D. Interests, dividends, net rental, royalty, income from estates	<input type="text"/>
E. Social Security, retirement, survivor and disability pensions	<input type="text"/>
F. Other <input type="text"/>	<input type="text"/>

P29. What was the total income for ... in the past 12 months from the above sources? Jete oran aolep jāān ak jeramōn ko ... ear loe ilo 12 allōñ ko rej jemlok?

\$

### ISG#5: FEMALES 15-54 YEARS OF AGE

F1. Has ... ever given birth, even if child died later? ... enañin ke kar wōr nejn (bar bwini ajiri eo/ro emōj an/aer jako)?

1 Yes 2 No (→GO TO NEXT PERSON)

F2. How many children were born alive to ....? Jete nejn ... ajiri?

F3. How many of these children, by sex, are: Jete uwaan ajiri rein im rej: (Read out the options and record information in the corresponding box)

	Males	Females
Living		
a.) In the household	<input type="text"/>	<input type="text"/>
b.) Somewhere else in RMI	<input type="text"/>	<input type="text"/>
c.) Overseas	<input type="text"/>	<input type="text"/>
Died	<input type="text"/>	<input type="text"/>
Total	<input type="text"/>	<input type="text"/>

F4. What is the date of birth of ...'s last child born alive? Raan im iio in lōtak an ajiri eo ediktata nejn ... (including a child that may have died later. If less than 1 year old, enter code '000' for age.)

M	M	D	D	Y	Y	Y	Y	Age
<input type="text"/>	<input type="text"/>	<input type="text"/>	<input type="text"/>	<input type="text"/>	<input type="text"/>	<input type="text"/>	<input type="text"/>	<input type="text"/>

F5. What is the sex of the last child born alive? Maan ke kōrā diktata eo?

1. Male 2. Female

F6. Is this child still alive? Ej mour wōt ke diktata eo?

1. Yes 2. No

Are there more people living here? If yes, continue with Person 2.

### Person 3

## POPULATION QUESTIONS

### Person 3

First name:

P1. Person #3

02. Spouse/partner

03. Natural Child

04. Adopted Child

05. Grandchild

06. Nephew/niece

07. Stepson/Stepdaughter

08. Son-in-Law/

Daughter-in-Law

09. Father/Mother

10. Brother/Sister

11. Father-in-Law/

Mother-in-Law

12. Brother-in-Law /

Sister-in-Law/

13. Other Relatives

14. Other, Non-Relatives

P2. Where did ... sleep on the night of Sunday, 3<sup>rd</sup> April 2011? Ia eo ... ear kiki ie boñin Sunday, 3<sup>rd</sup> April 2011?

1. Same Household

2. Other household within the same Atoll/Island

3. Different Atoll/Island

4. Foreign Country

→ GO TO P3

State where .... slept at on Sunday, 3<sup>rd</sup> April 2011:

Likit ia ... ear kiki ie bonin Sunday, 3<sup>rd</sup> April 2011:

Atoll/Country: \_\_\_\_\_

P3. Is ... male or female? Emmaan ke kōrā?

1. Male 2. Female

P4. What is ... date of birth and age? Ear lōtak ñaat im jete an iio? (If less than 1 year old, record code '000' for age)

M M

D D

Y Y Y Y

Age

P5. What is ...'s marital status?

1. Never Married

2. Legally Married

3. Common-law/live-in

4. Divorced/Separated

5. Widowed

P6. What is ...'s religious affiliation? Kabuñ ta eo an ...? (For a young child, record the religion of the parents)

01. United Church of Christ

02. Roman Catholic

03. Assembly of God

04. Jehovah's Witnesses

05. Reformed Congregational Church

06. Mormon's

07. SDA

08. BNJ

09. None

10. Other: \_\_\_\_\_

98. Refused

P7. What country is ... a citizen of? Armij in ia in?

01. Marshall Islands

02. FSM

03. Palau

04. Kiribati

05. Tuvalu

06. Other Pacific Islands

07. Taiwan, ROC

08. China, PRC

09. Japan

10. Philippines

11. Other Asia

12. USA

13. Other: \_\_\_\_\_

98. Don't Know

P8. Does ... have difficulty in: Ewōr ke an ... abañ ilo an:

Insert appropriate code:

1. No difficulty at all

2. Some difficulties

3. A lot of difficulties

4. Cannot do at all

a. Seeing, even wearing glasses

b. Hearing, even with the use of hearing aid

c. Walking, climbing steps or use of arms

d. Remembering or concentrating

P9. What main language does ... speak at home? Kajin ta eo ekkā an ... kōjērbale imweo? (For small children, record the language of the mother or caregiver.)

1. Marshallese

2. English

3. Other

1 or 2, → GO TO P10

State Language:

Language: \_\_\_\_\_

P10. Where was ... born? Ia eo ... ar lōtak?

1. RMI

2. Other Countries

Atoll/Country: \_\_\_\_\_ (→ GO TO ISG#1)

ISG#1: PERSONS 1 YEARS OF AGE AND OVER

P11. Where did ... live 1 year ago? Etan bukon eo ak ia eo ... ear jokwe ie 1 iio emotlok?

Atoll/Country: \_\_\_\_\_ (→ GO TO ISG#2)

ISG#2: PERSONS 3 YEARS OF AGE AND OVER

FOR PERSONS 3 OR 4 YEARS OF AGE, → GO TO P13

P12. Can ... read, write with understanding a simple sentence in any language? ... emaroñ ke read, jeje im melele juon sentence ilo jabrewōt kain kajin?

1. Yes 2. No (→ GO TO P13)

In what language? Ilo Kajin rōt?

English? 1. Yes 2. No

Other: \_\_\_\_\_

Other: \_\_\_\_\_

P13. Is... currently enrolled in a school or pursuing any other form of education or training? ... ej bed ke ilo jikuul ak ilo jabrewōt kain burokram in bukōt jelalokjen ak ilo burokram in kaminene ko?

1. Yes

2. No (→ GO TO P15)

P14. What grade or level or training is ... enrolled? Kain jikuul ak burokram in bukōt jelalokjen ak kaminene rōt eo ... ej bed ie?

1. Preschool/Nursery

2. Kindergarten

3. Elementary

4. Secondary

5. Associate College

(Academic/Occupational)

6. Undergraduate Years

7. Graduate Years or

Professional School

8. Vocational Training

(formal/informal)

9 Other: \_\_\_\_\_

P15. What level of educational attainment has ... successfully completed? Class ak grade ta eo eliktata ... ear kadredreklok?

30. Never been to school

31. Preschool/Nursery

32. Kindergarten

Primary School

01. 1<sup>st</sup> Grade

02. 2<sup>nd</sup> Grade

03. 3<sup>rd</sup> Grade

04. 4<sup>th</sup> Grade

05. 5<sup>th</sup> Grade

06. 6<sup>th</sup> Grade

07. 7<sup>th</sup> Grade

08. 8<sup>th</sup> Grade

Secondary School

09. 9<sup>th</sup> Grade

10. 10<sup>th</sup> Grade

11. 11<sup>th</sup> Grade

12. 12<sup>th</sup> Grade, HS Diploma, GED

Post-Secondary Education

13. Some College

14. Associate College - Occupational Program

15. Associate College - Academic Program

16. Bachelor's Degree (BA, AB, BS)

17. Master's Degree (MA, MS, MEd, MSW, MBA)

18. Professional School Degree (MD, DDS, LLB, JD)

19. Doctorate Degree (PhD, EdD)

ISG#3: PERSONS 5 YEARS OF AGE AND OLDER

P16. Where did ... live 5 years ago? Etan bukon eo ak ia eo ... ear jokwe ie 5 iio emotlok?

Atoll/Country: \_\_\_\_\_ (→ GO TO ISG#4)

Person 3

POPULATION QUESTIONS

Person 3

ISG#4: PERSONS 15 YEARS OF AGE AND OLDER

P17. Does ... regularly... (one or more a day)? Ekkā ke an... (juon ak elloñ lok jen juon kattōn ilo juon raan)? (Read options below and enter relevant code.)

A. Smoke cigarettes or tobacco (includes pipes & cigars)?	1 Yes 2 No	<input type="text"/>
B. Chew tobacco (includes cophenagen and other snuff)?	1 Yes 2 No	<input type="text"/>
C. Chew Betel nut (includes nut with tobacco)?	1 Yes 2 No	<input type="text"/>

P18. Has ... ever been a regular ... (one or more a day)? ... enañin ke kar ... (juon ak elloñ jen juon kattōn ilo juon raan)? (Read options below and enter relevant code.) Ask only where response to questions P17 (a,b,c) = 2.

A. Cigarettes or tobacco smoker (includes pipes & cigars)?	1 Yes 2 No	<input type="text"/>
B. Tobacco chewer (includes cophenagen and other snuff)?	1 Yes 2 No	<input type="text"/>
C. Betel nut chewer (includes nut with tobacco)?	1 Yes 2 No	<input type="text"/>

P19. Did ... have any work in the past 7 days, either full-time or part-time? Ear wōr ke an ... jermal ak business ilo raan ko jilijimjuon rej jemlok lok? (Include work for cash pay, payment in kind, unpaid work in a family business and home production activities).

1. Yes (→GO TO P21) 2. No

P20. Did ... have a job or business that he/she did not work in the past seven days? Ear wōr ke an ... jermal ak business im ear jab jermal ie ilo raan ko jilijimjuon rej jemlok?

1. Yes 2. No (→GO TO P25)

P21. What type of work/activity does ... usually do? Kain jermal rōt eo ... ekkā an kōmmane:

1. Work for pay - Employee (Private)
2. Work for pay - Employee (Government)
3. Self employed without any employee as defined in "4"
4. Employer in any family owned and operated farm/business (with one or more regular paid employees)
5. Volunteer work
6. Unpaid work in a family business
7. Producing goods (farm, fishing, handicrafts, etc.) mainly for sale
8. Producing goods (farm, fishing etc.) mainly for own consumption

P22. How many hours did ... work in the past 7 days? Jete awa eo ... ear jermal iumin raan ko jilijimjuon rej jemlok?

- a.) At paid job or business (Codes 1 to 6 above)
- b.) At home production activities (Codes 7 & 8)

P23. What was ...'s activity/occupation during the past seven days? E.g. Coconut farmer, fisherman, filing clerk, handicraft maker, nurse. Jermal rōt eo an ... iumin raan ko jilijimjuon rej jemlok? Einwōt ri-kawainini ke, ri-eñod ke, filing clerk ke, ri-amimono ke, nurse ke?

Please specify

P24. What kind of business/industry did ... work in the past seven days? E.g. Coconut farming, fishing, handicrafts manufacturing, restaurant, office. Kain business ak jikin jermal rōt eo .... ear jermal ie iumin raan ko 7 rej jemlok lok?

Please specify

(→GO TO P28)

P25. Was ... available for work in the past seven days? ... ear ke bojak ak maroñ in jermal ilo raan ko jilijimjuon rej jemlok?

1. Yes 2. No (→GO TO P28)

P26. Did ... look for work in the past seven days? ... ear ke kapok an jermal ilo raan ko jilijimjuon rej jemlok lok?

1. Yes (→GO TO P28) 2. No

P27. Why did ... not look for work in the past seven days? Ebajet ke ... ear jab kapok an jermal ilo raan ko jilijimjuon rej jemlok lok?

- |  |                                 |
|--|---------------------------------|
| 01. Still in School                              | 06. Waiting for rehire/job      |
| 02. Believe no job available                     | 07. Retired/Disabled            |
| 03. Awaiting results of previous job application | 08. Housekeeping                |
| 04. Temporary illness                            | 10. Other: <input type="text"/> |
| 05. Bad weather                                  |                                 |

P28. Did ... earn income from any of the following sources in the past 12 months? ... ear ke jermal im elolo jāān ak jeramōn jen men kein ilal iumin alloñ ko joñoul ruo rej jemlok? (Do not include remittances from abroad and domestic sources or income from home productions - see H18 & A3).

1. Yes 2. No

A. Wages & Salaries	<input type="text"/>
B. Net receipts from businesses/profession	<input type="text"/>
C. Commissions, tips, bonuses, allowances	<input type="text"/>
D. Interests, dividends, net rental, royalty, income from estates	<input type="text"/>
E. Social Security, retirement, survivor and disability pensions	<input type="text"/>
F. Other <input type="text"/>	<input type="text"/>

P29. What was the total income for ... in the past 12 months from the above sources? Jete oran aolep jāān ak jeramōn ko ... ear loe ilo 12 alloñ ko rej jemlok?

\$

ISG#5: FEMALES 15-54 YEARS OF AGE

F1. Has ... ever given birth, even if child died later? ... enañin ke kar wōr nejn (bar bwini ajiri eo/ro emōj an/aer jako )?

1 Yes 2 No (→GO TO NEXT PERSON)

F2. How many children were born alive to ....? Jete nejn ... ajiri?

F3. How many of these children, by sex, are: Jete uwaan ajiri rein im rej: (Read out the options and record information in the corresponding box)

	Males	Females
Living		
a.) In the household	<input type="text"/>	<input type="text"/>
b.) Somewhere else in RMI	<input type="text"/>	<input type="text"/>
c.) Overseas	<input type="text"/>	<input type="text"/>
Died	<input type="text"/>	<input type="text"/>
Total	<input type="text"/>	<input type="text"/>

F4. What is the date of birth of ...'s last child born alive? Raan im iio in lōtak an ajiri eo ediktata nejn ... (including a child that may have died later. If less than 1 year old, enter code '000' for age.)

M	M	D	D	Y	Y	Y	Y	Age
<input type="text"/>	<input type="text"/>	<input type="text"/>	<input type="text"/>	<input type="text"/>	<input type="text"/>	<input type="text"/>	<input type="text"/>	<input type="text"/>

F5. What is the sex of the last child born alive? Maan ke kōrā diktata eo?

1. Male 2. Female

F6. Is this child still alive? Ej mour wōt ke diktata eo?

1. Yes 2. No

Are there more people living here? If yes, continue with Person 2.

# Person 4

## POPULATION QUESTIONS

# Person 4

First name:

P1. Person #4

02. Spouse/partner

03. Natural Child

04. Adopted Child

05. Grandchild

06. Nephew/niece

07. Stepson/Stepdaughter

08. Son-in-Law/

Daughter-in-Law

09. Father/Mother

10. Brother/Sister

11. Father-in-Law/

Mother-in-Law

12. Brother-in-Law /

Sister-in-Law/

13. Other Relatives

14. Other, Non-Relatives

P2. Where did ... sleep on the night of Sunday, 3<sup>rd</sup> April 2011? Ia eo ... ear kiki ie boñin Sunday, 3<sup>rd</sup> April 2011?

1. Same Household

2. Other household within

the same Atoll/Island

3. Different Atoll/Island

4. Foreign Country

→GO TO P3

State where .... slept at on Sunday, 3<sup>rd</sup> April 2011:

Likit ia ... ear kiki ie bonin Sunday, 3<sup>rd</sup> April 2011:

Atoll/Country: \_\_\_\_\_

P3. Is ... male or female? Emmaan ke kōrā?

1. Male 2. Female

P4. What is ... date of birth and age? Ear lōtak ñaat im jete an iio? (If less than 1 year old, record code '000' for age)

M

M

D

D

Y

Y

Y

Y

Age

P5. What is ...'s marital status?

1. Never Married

2. Legally Married

3. Common-law/live-in

4. Divorced/Separated

5. Widowed

P6. What is ...'s religious affiliation? Kabuñ ta eo an ...? (For a young child, record the religion of the parents)

01. United Church of Christ

02. Roman Catholic

03. Assembly of God

04. Jehovah's Witnesses

05. Reformed Congregational Church

06. Mormon's

07. SDA

08. BNJ

09. None

10. Other: \_\_\_\_\_

98. Refused

P7. What country is ... a citizen of? Armij in ia in?

01. Marshall Islands

02. FSM

03. Palau

04. Kiribati

05. Tuvalu

06. Other Pacific Islands

07. Taiwan, ROC

08. China, PRC

09. Japan

10. Philippines

11. Other Asia

12. USA

13. Other: \_\_\_\_\_

98. Don't Know

P8. Does ... have difficulty in: Ewōr ke an ... abañ ilo an:

Insert appropriate code:

1. No difficulty at all

2. Some difficulties

3. A lot of difficulties

4. Cannot do at all

a. Seeing, even wearing glasses

b. Hearing, even with the use of hearing aid

c. Walking, climbing steps or use of arms

d. Remembering or concentrating

P9. What main language does ... speak at home? Kajin ta eo ekkā an ... köjerbale imweo? (For small children, record the language of the mother or caregiver.)

1. Marshallese

2. English

3. Other

1 or 2, →GO TO P10

State Language:

Language: \_\_\_\_\_

P10. Where was ... born? Ia eo ... ar lōtak?

1. RMI

2. Other Countries

Atoll/Country: \_\_\_\_\_ (→GO TO ISG#1)

ISG#1: PERSONS 1 YEARS OF AGE AND OVER

P11. Where did ... live 1 year ago? Etan bukon eo ak ia eo ... ear jokwe ie 1 iio emotlok?

Atoll/Country: \_\_\_\_\_ (→GO TO ISG#2)

ISG#2: PERSONS 3 YEARS OF AGE AND OVER

FOR PERSONS 3 OR 4 YEARS OF AGE, →GO TO P13

P12. Can ... read, write with understanding a simple sentence in any language? ... emaroñ ke read, jeje im melele juon sentence Ilo jabrewōt kain kajin?

1. Yes 2. No (→GO TO P13)

In what language? Ilo Kajin rōt?

English? 1. Yes 2. No

Other: \_\_\_\_\_

Other: \_\_\_\_\_

P13. Is... currently enrolled in a school or pursuing any other form of education or training? ... ej bed ke ilo jikuul ak ilo jabrewōt kain burokram in bukōt jelalokjen ak ilo burokram in kaminene ko?

1. Yes

2. No (→GO TO P15)

P14. What grade or level or training is ... enrolled? Kain jikuul ak burokram in bukōt jelalokjen ak kaminene rōt eo ... ej bed ie?

1. Preschool/Nursery

2. Kindergarten

3. Elementary

4. Secondary

5. Associate College

(Academic/Occupational)

6. Undergraduate Years

7. Graduate Years or

Professional School

8. Vocational Training

(formal/informal)

9 Other: \_\_\_\_\_

P15. What level of educational attainment has ... successfully completed? Class ak grade ta eo eliktata ... ear kadredreklok?

30. Never been to school

31. Preschool/Nursery

32. Kindergarten

Primary School

01. 1<sup>st</sup> Grade

02. 2<sup>nd</sup> Grade

03. 3<sup>rd</sup> Grade

04. 4<sup>th</sup> Grade

05. 5<sup>th</sup> Grade

06. 6<sup>th</sup> Grade

07. 7<sup>th</sup> Grade

08. 8<sup>th</sup> Grade

Secondary School

09. 9<sup>th</sup> Grade

10. 10<sup>th</sup> Grade

11. 11<sup>th</sup> Grade

12. 12<sup>th</sup> Grade, HS Diploma, GED

Post-Secondary Education

13. Some College

14. Associate College - Occupational Program

15. Associate College - Academic Program

16. Bachelor's Degree (BA, AB, BS)

17. Master's Degree (MA, MS, MEd, MSW, MBA)

18. Professional School Degree (MD, DDS, LLB, JD)

19. Doctorate Degree (PhD, EdD)

ISG#3: PERSONS 5 YEARS OF AGE AND OLDER

P16. Where did ... live 5 years ago? Etan bukon eo ak ia eo ... ear jokwe ie 5 iio emotlok?

Atoll/Country: \_\_\_\_\_ (→GO TO ISG#4)

Person 4

POPULATION QUESTIONS

Person 4

ISG#4: PERSONS 15 YEARS OF AGE AND OLDER

P17. Does ... regularly... (one or more a day)? Ekkä ke an... (juon ak elloñ lok jen juon kattón ilo juon raan)? (Read options below and enter relevant code.)

A. Smoke cigarettes or tobacco (includes pipes & cigars)?	1 Yes 2 No	
B. Chew tobacco (includes cophenagen and other snuff)?	1 Yes 2 No	
C. Chew Betel nut (includes nut with tobacco)?	1 Yes 2 No	

P18. Has ... ever been a regular ... (one or more a day)? ... enañin ke kar ... (juon ak elloñ jen juon kattón ilo juon raan)? (Read options below and enter relevant code.) Ask only where response to questions P17 (a,b,c) = 2.

A. Cigarettes or tobacco smoker (includes pipes & cigars)?	1 Yes 2 No	
B. Tobacco chewer (includes cophenagen and other snuff)?	1 Yes 2 No	
C. Betel nut chewer (includes nut with tobacco)?	1 Yes 2 No	

P19. Did ... have any work in the past 7 days, either full-time or part-time? Ear wör ke an ... jermal ak business ilo raan ko jilijilimjuon rej jemlok lok? (Include work for cash pay, payment in kind, unpaid work in a family business and home production activities).

1. Yes (→GO TO P21) 2. No

P20. Did ... have a job or business that he/she did not work in the past seven days? Ear wör ke an ... jermal ak business im ear jab jermal ie ilo raan ko jilijilimjuon rej jemlok?

1. Yes 2. No (→GO TO P25)

P21. What type of work/activity does ... usually do? Kain jermal röt eo ... ekkä an kömmame:

1. Work for pay - Employee (Private)
2. Work for pay - Employee (Government)
3. Self employed without any employee as defined in "4"
4. Employer in any family owned and operated farm/business (with one or more regular paid employees)
5. Volunteer work
6. Unpaid work in a family business
7. Producing goods (farm, fishing, handicrafts, etc.) mainly for sale
8. Producing goods (farm, fishing etc.) mainly for own consumption

P22. How many hours did ... work in the past 7 days? Jete awa eo ... ear jermal iumin raan ko jilijilimjuon rej jemlok?

- a.) At paid job or business (Codes 1 to 6 above) \_\_\_\_\_
- b.) At home production activities (Codes 7 & 8) \_\_\_\_\_

P23. What was ...'s activity/occupation during the past seven days? E.g. Coconut farmer, fisherman, filing clerk, handicraft maker, nurse. Jermal röt eo an ... iumin raan ko jilijilimjuon rej jemlok? Einwöt ri-kawainini ke, ri-eñod ke, filing clerk ke, ri-amimono ke, nurse ke?

Please specify \_\_\_\_\_

P24. What kind of business/industry did ... work in the past seven days? E.g. Coconut farming, fishing, handicrafts manufacturing, restaurant, office. Kain business ak jikin jermal röt eo .... ear jermal ie lumin raan ko 7 rej jemlok lok?

Please specify \_\_\_\_\_ (→GO TO P28)

P25. Was ... available for work in the past seven days? ... ear ke bojak ak maroñ in jermal ilo raan ko jilijilimjuon rej jemlok?

1. Yes 2. No (→GO TO P28)

P26. Did ... look for work in the past seven days? ... ear ke kapok an jermal ilo raan ko jilijilimjuon rej jemlok lok?

1. Yes (→GO TO P28) 2. No

P27. Why did ... not look for work in the past seven days? Ebajet ke ... ear jab kapok an jermal ilo raan ko jilijilimjuon rej jemlok lok?

- |  |                            |
|--|----------------------------|
| 01. Still in School                              | 06. Waiting for rehire/job |
| 02. Believe no job available                     | 07. Retired/Disabled       |
| 03. Awaiting results of previous job application | 08. Housekeeping           |
| 04. Temporary illness                            | 10. Other: _____           |
| 05. Bad weather                                  |                            |

P28. Did ... earn income from any of the following sources in the past 12 months? ... ear ke jermal im elolo jāān ak jeramōn jen men kein ilal iumin allōñ ko joñoul ruo rej jemlok? (Do not include remittances from abroad and domestic sources or income from home productions - see H18 & A3).

1. Yes 2. No

A. Wages & Salaries	
B. Net receipts from businesses/profession	
C. Commissions, tips, bonuses, allowances	
D. Interests, dividends, net rental, royalty, income from estates	
E. Social Security, retirement, survivor and disability pensions	
F. Other _____	

P29. What was the total income for ... in the past 12 months from the above sources? Jete oran aolep jāān ak jeramōn ko ... ear loe ilo 12 allōñ ko rej jemlok?

\$ \_\_\_\_\_, \_\_\_\_\_

ISG#5: FEMALES 15-54 YEARS OF AGE

F1. Has ... ever given birth, even if child died later? ... enañin ke kar wör nejn (bar bwini ajiri eo/ro emōj an/aer jako )?

1 Yes 2 No (→GO TO NEXT PERSON)

F2. How many children were born alive to ...? Jete nejn ... ajiri?

F3. How many of these children, by sex, are: Jete uwaan ajiri rein im rej: (Read out the options and record information in the corresponding box)

	Males	Females
Living		
a.) In the household	_____	_____
b.) Somewhere else in RMI	_____	_____
c.) Overseas	_____	_____
Died	_____	_____
Total	_____	_____

F4. What is the date of birth of ...'s last child born alive? Raan im iio in lōtak an ajiri eo ediktata nejn ... (including a child that may have died later. If less than 1 year old, enter code '000' for age.)

M M D D Y Y Y Y Age

F5. What is the sex of the last child born alive? Maan ke kōrā diktata eo?

1. Male 2. Female

F6. Is this child still alive? Ej mour wöt ke diktata eo?

1. Yes 2. No

Are there more people living here? If yes, continue with Person 2.



# Person 5

## POPULATION QUESTIONS

# Person 5

First name:

P1. Person #5

02. Spouse/partner

03. Natural Child

04. Adopted Child

05. Grandchild

06. Nephew/niece

07. Stepson/Stepdaughter

08. Son-in-Law/

Daughter-in-Law

09. Father/Mother

10. Brother/Sister

11. Father-in-Law/

Mother-in-Law

12. Brother-in-Law /

Sister-in-Law/

13. Other Relatives

14. Other, Non-Relatives

P2. Where did ... sleep on the night of Sunday, 3<sup>rd</sup> April 2011? Ia eo ... ear kiki ie boñin Sunday, 3<sup>rd</sup> April 2011?

1. Same Household

2. Other household within

the same Atoll/Island

3. Different Atoll/Island

4. Foreign Country

→GO TO P3

State where .... slept at on Sunday, 3<sup>rd</sup> April 2011:

Likit ia ... ear kiki ie bonin Sunday, 3<sup>rd</sup> April 2011:

Atoll/Country: \_\_\_\_\_

P3. Is ... male or female? Emmaan ke kōrā?

1. Male 2. Female

P4. What is ... date of birth and age? Ear lōtak ñaat im jete an iio? (If less than 1 year old, record code '000' for age)

M

M

D

D

Y

Y

Y

Y

Age

P5. What is ...'s marital status?

1. Never Married

2. Legally Married

3. Common-law/live-in

4. Divorced/Separated

5. Widowed

P6. What is ...'s religious affiliation? Kabuñ ta eo an ...? (For a young child, record the religion of the parents)

01. United Church of Christ

02. Roman Catholic

03. Assembly of God

04. Jehovah's Witnesses

05. Reformed Congregational Church

06. Mormon's

07. SDA

08. BNJ

09. None

10. Other: \_\_\_\_\_

98. Refused

P7. What country is ... a citizen of? Armij in ia in?

01. Marshall Islands

02. FSM

03. Palau

04. Kiribati

05. Tuvalu

06. Other Pacific Islands

07. Taiwan, ROC

08. China, PRC

09. Japan

10. Philippines

11. Other Asia

12. USA

13. Other: \_\_\_\_\_

98. Don't Know

P8. Does ... have difficulty in: Ewōr ke an ... abañ ilo an:

Insert appropriate code:

1. No difficulty at all

2. Some difficulties

3. A lot of difficulties

4. Cannot do at all

a. Seeing, even wearing glasses

b. Hearing, even with the use of hearing aid

c. Walking, climbing steps or use of arms

d. Remembering or concentrating

P9. What main language does ... speak at home? Kajin ta eo ekkā an ... kōjērbale imweo? (For small children, record the language of the mother or caregiver.)

1. Marshallese

2. English

3. Other

1 or 2, →GO TO P10

State Language:

Language: \_\_\_\_\_

P10. Where was ... born? Ia eo ... ar lōtak?

1. RMI

2. Other Countries

Atoll/Country: \_\_\_\_\_ (→GO TO ISG#1)

ISG#1: PERSONS 1 YEARS OF AGE AND OVER

P11. Where did ... live 1 year ago? Etan bukon eo ak ia eo ... ear jokwe ie 1 iio emotlok?

Atoll/Country: \_\_\_\_\_ (→GO TO ISG#2)

ISG#2: PERSONS 3 YEARS OF AGE AND OVER

FOR PERSONS 3 OR 4 YEARS OF AGE, →GO TO P13

P12. Can ... read, write with understanding a simple sentence in any language? ... emaroñ ke read, jeje im melele juon sentence ilo jabrewōt kain kajin?

1. Yes 2. No (→GO TO P13)

In what language? Ilo Kajin rōt?

English? 1. Yes 2. No

Other: \_\_\_\_\_

Other: \_\_\_\_\_

P13. Is... currently enrolled in a school or pursuing any other form of education or training? ... ej bed ke ilo jikuul ak ilo jabrewōt kain burokram in bukōt jelalokjen ak ilo burokram in kaminene ko?

1. Yes

2. No (→GO TO P15)

P14. What grade or level or training is ... enrolled? Kain jikuul ak burokram in bukōt jelalokjen ak kaminene rōt eo ... ej bed ie?

1. Preschool/Nursery

2. Kindergarten

3. Elementary

4. Secondary

5. Associate College

(Academic/Occupational)

6. Undergraduate Years

7. Graduate Years or

Professional School

8. Vocational Training

(formal/informal)

9 Other: \_\_\_\_\_

P15. What level of educational attainment has ... successfully completed? Class ak grade ta eo eliktata ... ear kadredreklok?

30. Never been to school

31. Preschool/Nursery

32. Kindergarten

Primary School

01. 1<sup>st</sup> Grade

02. 2<sup>nd</sup> Grade

03. 3<sup>rd</sup> Grade

04. 4<sup>th</sup> Grade

05. 5<sup>th</sup> Grade

06. 6<sup>th</sup> Grade

07. 7<sup>th</sup> Grade

08. 8<sup>th</sup> Grade

Secondary School

09. 9<sup>th</sup> Grade

10. 10<sup>th</sup> Grade

11. 11<sup>th</sup> Grade

12. 12<sup>th</sup> Grade, HS Diploma, GED

Post-Secondary Education

13. Some College

14. Associate College - Occupational Program

15. Associate College - Academic Program

16. Bachelor's Degree (BA, AB, BS)

17. Master's Degree (MA, MS, MEd, MSc, MBA)

18. Professional School Degree (MD, DDS, LLB, JD)

19. Doctorate Degree (PhD, EdD)

ISG#3: PERSONS 5 YEARS OF AGE AND OLDER

P16. Where did ... live 5 years ago? Etan bukon eo ak ia eo ... ear jokwe ie 5 iio emotlok?

Atoll/Country: \_\_\_\_\_ (→GO TO ISG#4)

# Person 5

## POPULATION QUESTIONS

# Person 5

### ISG#4: PERSONS 15 YEARS OF AGE AND OLDER

P17. Does ... regularly... (one or more a day)? Ekkä ke an... (juon ak elloñ lok jen juon kattõn ilo juon raan)? (Read options below and enter relevant code.)

A. Smoke cigarettes or tobacco (includes pipes & cigars)?	1 Yes 2 No	
B. Chew tobacco (includes cophenagen and other snuff)?	1 Yes 2 No	
C. Chew Betel nut (includes nut with tobacco)?	1 Yes 2 No	

P18. Has ... ever been a regular ... (one or more a day)? ... enañin ke kar ... (juon ak elloñ jen juon kattõn ilo juon raan)? (Read options below and enter relevant code.) Ask only where response to questions P17 (a,b,c) = 2.

A. Cigarettes or tobacco smoker (includes pipes & cigars)?	1 Yes 2 No	
B. Tobacco chewer (includes cophenagen and other snuff)?	1 Yes 2 No	
C. Betel nut chewer (includes nut with tobacco)?	1 Yes 2 No	

P19. Did ... have any work in the past 7 days, either full-time or part-time? Ear wõr ke an ... jermal ak business ilo raan ko jilijimjuon rej jemlok lok? (Include work for cash pay, payment in kind, unpaid work in a family business and home production activities).

1. Yes (→GO TO P21) 2. No

P20. Did ... have a job or business that he/she did not work in the past seven days? Ear wõr ke an ... jermal ak business im ear jab jermal ie ilo raan ko jilijimjuon rej jemlok?

1. Yes 2. No (→GO TO P25)

P21. What type of work/activity does ... usually do? Kain jermal rõt eo ... ekkä an kómmene:

1. Work for pay - Employee (Private)
2. Work for pay - Employee (Government)
3. Self employed without any employee as defined in "4"
4. Employer in any family owned and operated farm/business (with one or more regular paid employees)
5. Volunteer work
6. Unpaid work in a family business
7. Producing goods (farm, fishing, handicrafts, etc.) mainly for sale
8. Producing goods (farm, fishing etc.) mainly for own consumption

P22. How many hours did ... work in the past 7 days? Jete awa eo ... ear jermal iumin raan ko jilijimjuon rej jemlok?

- a.) At paid job or business (Codes 1 to 6 above) \_\_\_\_\_
- b.) At home production activities (Codes 7 & 8) \_\_\_\_\_

P23. What was ...'s activity/occupation during the past seven days? E.g. Coconut farmer, fisherman, filing clerk, handicraft maker, nurse. Jermal rõt eo an ... iumin raan ko jilijimjuon rej jemlok? Einwõt ri-kawainini ke, ri-eñod ke, filing clerk ke, ri-amimono ke, nurse ke?

Please specify \_\_\_\_\_

P24. What kind of business/industry did ... work in the past seven days? E.g. Coconut farming, fishing, handicrafts manufacturing, restaurant, office. Kain business ak jikin jermal rõt eo .... ear jermal ie lumin raan ko 7 rej jemlok lok?

Please specify \_\_\_\_\_

(→GO TO P28)

P25. Was ... available for work in the past seven days? ... ear ke bojak ak maroñ in jermal ilo raan ko jilijimjuon rej jemlok?

1. Yes 2. No (→GO TO P28)

P26. Did ... look for work in the past seven days? ... ear ke kapok an jermal ilo raan ko jilijimjuon rej jemlok lok?

1. Yes (→GO TO P28) 2. No

P27. Why did ... not look for work in the past seven days? Ebajet ke ... ear jab kapok an jermal ilo raan ko jilijimjuon rej jemlok lok?

- |  |                            |
|--|----------------------------|
| 01. Still in School                              | 06. Waiting for rehire/job |
| 02. Believe no job available                     | 07. Retired/Disabled       |
| 03. Awaiting results of previous job application | 08. Housekeeping           |
| 04. Temporary illness                            | 10. Other: _____           |
| 05. Bad weather                                  |                            |

P28. Did ... earn income from any of the following sources in the past 12 months? ... ear ke jermal im elolo jään ak jeramõn jen men kein ilal iumin allõñ ko joñoul ruo rej jemlok? (Do not include remittances from abroad and domestic sources or income from home productions - see H18 & A3).

1. Yes 2. No

A. Wages & Salaries	
B. Net receipts from businesses/profession	
C. Commissions, tips, bonuses, allowances	
D. Interests, dividends, net rental, royalty, income from estates	
E. Social Security, retirement, survivor and disability pensions	
F. Other _____	

P29. What was the total income for ... in the past 12 months from the above sources? Jete oran aolep jään ak jeramõn ko ... ear loe ilo 12 allõñ ko rej jemlok?

\$ \_\_\_\_\_, \_\_\_\_\_

### ISG#5: FEMALES 15-54 YEARS OF AGE

F1. Has ... ever given birth, even if child died later? ... enañin ke kar wõr nejin (bar bwini ajiri eo/ro emõj an/aer jako )?

1 Yes 2 No (→GO TO NEXT PERSON)

F2. How many children were born alive to ...? Jete nejin ... ajiri?

F3. How many of these children, by sex, are: Jete uwaan ajiri rein im rej: (Read out the options and record information in the corresponding box)

	Males	Females
Living		
a.) In the household	_____	_____
b.) Somewhere else in RMI	_____	_____
c.) Overseas	_____	_____
Died	_____	_____
Total	_____	_____

F4. What is the date of birth of ...'s last child born alive? Raan im iio in lõtak an ajiri eo ediktata nejin ... (including a child that may have died later. If less than 1 year old, enter code '000' for age.)

M M D D Y Y Y Y Age

F5. What is the sex of the last child born alive? Maan ke kōrā diktata eo?

1. Male 2. Female

F6. Is this child still alive? Ej mour wõt ke diktata eo?

1. Yes 2. No

Are there more people living here? If yes, continue with Person 2.



**Person 6**
**POPULATION QUESTIONS**
**Person 6**

First name:

P1. Person #6

- |                                    |  |
|------------------------------------|--|
| 02. Spouse/partner                 | 09. Father/Mother                      |
| 03. Natural Child                  | 10. Brother/Sister                     |
| 04. Adopted Child                  | 11. Father-in-Law/<br>Mother-in-Law    |
| 05. Grandchild                     | 12. Brother-in-Law /<br>Sister-in-Law/ |
| 06. Nephew/niece                   | 13. Other Relatives                    |
| 07. Stepson/Stepdaughter           | 14. Other, Non-Relatives               |
| 08. Son-in-Law/<br>Daughter-in-Law |  |

 P2. Where did ... sleep on the night of Sunday, 3<sup>rd</sup> April 2011? Ia eo ... ear kiki ie boñin Sunday, 3<sup>rd</sup> April 2011?

- |   |              |
|---|--------------|
| 1. Same Household                               | } → GO TO P3 |
| 2. Other household within the same Atoll/Island |              |
| 3. Different Atoll/Island                       |              |
| 4. Foreign Country                              |              |

 State where .... slept at on Sunday, 3<sup>rd</sup> April 2011:  
Likit ia ... ear kiki ie bonin Sunday, 3<sup>rd</sup> April 2011:

Atoll/Country:

 P3. Is ... male or female? Emmaan ke kōrā?  
1. Male 2. Female

P4. What is ... date of birth and age? Ear lōtak ñaat im jete an iio? (If less than 1 year old, record code '000' for age)

M	M	D	D	Y	Y	Y	Y	Age

P5. What is ...'s marital status?

- |                       |                       |
|-----------------------|-----------------------|
| 1. Never Married      | 4. Divorced/Separated |
| 2. Legally Married    | 5. Widowed            |
| 3. Common-law/live-in |                       |

P6. What is ...'s religious affiliation? Kabuñ ta eo an ...? (For a young child, record the religion of the parents)

- |                                    |                  |
|------------------------------------|------------------|
| 01. United Church of Christ        | 06. Mormon's     |
| 02. Roman Catholic                 | 07. SDA          |
| 03. Assembly of God                | 08. BNJ          |
| 04. Jehovah's Witnesses            | 09. None         |
| 05. Reformed Congregational Church | 10. Other: _____ |
|                                    | 98. Refused      |

P7. What country is ... a citizen of? Armij in ia in?

- |                           |                  |
|---------------------------|------------------|
| 01. Marshall Islands      | 08. China, PRC   |
| 02. FSM                   | 09. Japan        |
| 03. Palau                 | 10. Philippines  |
| 04. Kiribati              | 11. Other Asia   |
| 05. Tuvalu                | 12. USA          |
| 06. Other Pacific Islands | 13. Other: _____ |
| 07. Taiwan, ROC           | 98. Don't Know   |

P8. Does ... have difficulty in: Ewōr ke an ... abañ ilo an:

Insert appropriate code:

- |                         |                          |
|-------------------------|--------------------------|
| 1. No difficulty at all | 3. A lot of difficulties |
| 2. Some difficulties    | 4. Cannot do at all      |

- |  |  |
|--|--|
| a. Seeing, even wearing glasses              |  |
| b. Hearing, even with the use of hearing aid |  |
| c. Walking, climbing steps or use of arms    |  |
| d. Remembering or concentrating              |  |

P9. What main language does ... speak at home? Kajin ta eo ekkā an ... kōjērbale imweo? (For small children, record the language of the mother or caregiver.)

- |                |                       |
|----------------|-----------------------|
| 1. Marshallese | } 1 or 2, → GO TO P10 |
| 2. English     |                       |
| 3. Other       |                       |

State Language:

Language:

 P10. Where was ... born? Ia eo ... ar lōtak?  
1. RMI 2. Other Countries

Atoll/Country: (→GO TO ISG#1)

**ISG#1: PERSONS 1 YEARS OF AGE AND OVER**

P11. Where did ... live 1 year ago? Etan bukon eo ak ia eo ... ear jokwe ie 1 iio emotlok?

Atoll/Country: (→GO TO ISG#2)

**ISG#2: PERSONS 3 YEARS OF AGE AND OVER**
**FOR PERSONS 3 OR 4 YEARS OF AGE, →GO TO P13**

P12. Can ... read, write with understanding a simple sentence in any language? ... emaroñ ke read, jeje im melele juon sentence ilo jabrewōt kain kajin?

1. Yes 2. No (→GO TO P13)

In what language? Ilo Kajin rōt?

English? 1. Yes 2. No

Other:

Other:

P13. Is... currently enrolled in a school or pursuing any other form of education or training? ... ej bed ke ilo jikuul ak ilo jabrewōt kain burokram in bukōt jēlalokjen ak ilo burokram in kaminene ko?

1. Yes 2. No (→GO TO P15)

P14. What grade or level or training is ... enrolled? Kain jikuul ak burokram in bukōt jēlalokjen ak kaminene rōt eo ... ej bed ie?

- |                      |   |
|----------------------|---|
| 1. Preschool/Nursery | 5. Associate College                        |
| 2. Kindergarten      | (Academic/Occupational)                     |
| 3. Elementary        | 6. Undergraduate Years                      |
| 4. Secondary         | 7. Graduate Years or<br>Professional School |
|                      | 8. Vocational Training<br>(formal/informal) |

9 Other:

P15. What level of educational attainment has ... successfully completed? Class ak grade ta eo eliktata ... ear kadredreklok?

- |                          |
|--------------------------|
| 30. Never been to school |
| 31. Preschool/Nursery    |
| 32. Kindergarten         |

Primary School

- |                           |                           |
|---------------------------|---------------------------|
| 01. 1 <sup>st</sup> Grade | 05. 5 <sup>th</sup> Grade |
| 02. 2 <sup>nd</sup> Grade | 06. 6 <sup>th</sup> Grade |
| 03. 3 <sup>rd</sup> Grade | 07. 7 <sup>th</sup> Grade |
| 04. 4 <sup>th</sup> Grade | 08. 8 <sup>th</sup> Grade |

Secondary School

- |                            |   |
|----------------------------|---|
| 09. 9 <sup>th</sup> Grade  | 11. 11 <sup>th</sup> Grade                  |
| 10. 10 <sup>th</sup> Grade | 12. 12 <sup>th</sup> Grade, HS Diploma, GED |

Post-Secondary Education

- |   |
|---|
| 13. Some College                                  |
| 14. Associate College - Occupational Program      |
| 15. Associate College - Academic Program          |
| 16. Bachelor's Degree (BA, AB, BS)                |
| 17. Master's Degree (MA, MS, MEd, MSW, MBA)       |
| 18. Professional School Degree (MD, DDS, LLB, JD) |
| 19. Doctorate Degree (PhD, EdD)                   |

**ISG#3: PERSONS 5 YEARS OF AGE AND OLDER**

P16. Where did ... live 5 years ago? Etan bukon eo ak ia eo ... ear jokwe ie 5 iio emotlok?

Atoll/Country: (→GO TO ISG#4)

## ISG#4: PERSONS 15 YEARS OF AGE AND OLDER

P17. Does ... regularly... (one or more a day)? Ekkā ke an... (juon ak elloñ lok jen juon kattōn ilo juon raan)? (Read options below and enter relevant code.)

A. Smoke cigarettes or tobacco (includes pipes & cigars)?	1 Yes 2 No	<input type="checkbox"/>
B. Chew tobacco (includes cophenagen and other snuff)?	1 Yes 2 No	<input type="checkbox"/>
C. Chew Betel nut (includes nut with tobacco)?	1 Yes 2 No	<input type="checkbox"/>

P18. Has ... ever been a regular ... (one or more a day)? ... enañin ke kar ... (juon ak elloñ jen juon kattōn ilo juon raan)? (Read options below and enter relevant code.) Ask only where response to questions P17 (a,b,c) = 2.

A. Cigarettes or tobacco smoker (includes pipes & cigars)?	1 Yes 2 No	<input type="checkbox"/>
B. Tobacco chewer (includes cophenagen and other snuff)?	1 Yes 2 No	<input type="checkbox"/>
C. Betel nut chewer (includes nut with tobacco)?	1 Yes 2 No	<input type="checkbox"/>

P19. Did ... have any work in the past 7 days, either full-time or part-time? Ear wōr ke an ... jermal ak business ilo raan ko jilijimjuon rej jemlok lok? (Include work for cash pay, payment in kind, unpaid work in a family business and home production activities).

1. Yes (→GO TO P21) 2. No ☐

P20. Did ... have a job or business that he/she did not work in the past seven days? Ear wōr ke an ... jermal ak business im ear jab jermal ie ilo raan ko jilijimjuon rej jemlok?

1. Yes 2. No (→GO TO P25) ☐

P21. What type of work/activity does ... usually do? Kain jermal rōt eo ... ekkā an kōmmane:

1. Work for pay - Employee (Private) ☐
2. Work for pay - Employee (Government)
3. Self employed without any employee as defined in "4"
4. Employer in any family owned and operated farm/business (with one or more regular paid employees)
5. Volunteer work
6. Unpaid work in a family business
7. Producing goods (farm, fishing, handicrafts, etc.) mainly for sale
8. Producing goods (farm, fishing etc.) mainly for own consumption

P22. How many hours did ... work in the past 7 days? Jete awa eo ... ear jermal iumin raan ko jilijimjuon rej jemlok?

- a.) At paid job or business (Codes 1 to 6 above) \_\_\_\_\_
- b.) At home production activities (Codes 7 & 8) \_\_\_\_\_

P23. What was ...'s activity/occupation during the past seven days? E.g. Coconut farmer, fisherman, filing clerk, handicraft maker, nurse. Jermal rōt eo an ... iumin raan ko jilijimjuon rej jemlok? Einwōt ri-kawainini ke, ri-eñod ke, filing clerk ke, ri-amimono ke, nurse ke?

Please specify ☐

P24. What kind of business/industry did ... work in the past seven days? E.g. Coconut farming, fishing, handicrafts manufacturing, restaurant, office. Kain business ak jikin jermal rōt eo .... ear jermal ie lumin raan ko 7 rej jemlok lok?

Please specify ☐

(→GO TO P28)

P25. Was ... available for work in the past seven days? ... ear ke bojak ak maroñ in jermal ilo raan ko jilijimjuon rej jemlok?

1. Yes 2. No (→GO TO P28) ☐

P26. Did ... look for work in the past seven days? ... ear ke kapok an jermal ilo raan ko jilijimjuon rej jemlok lok?

1. Yes (→GO TO P28) 2. No ☐

P27. Why did ... not look for work in the past seven days? Ebajet ke ... ear jab kapok an jermal ilo raan ko jilijimjuon rej jemlok lok?

- |  |                            |                          |
|--|----------------------------|--------------------------|
| 01. Still in School                              | 06. Waiting for rehire/job | <input type="checkbox"/> |
| 02. Believe no job available                     | 07. Retired/Disabled       |                          |
| 03. Awaiting results of previous job application | 08. Housekeeping           |                          |
| 04. Temporary illness                            | 10. Other: _____           |                          |
| 05. Bad weather                                  |                            |                          |

P28. Did ... earn income from any of the following sources in the past 12 months? ... ear ke jermal im elolo jāñ ak jeramōn jen men kein ilal iumin allōñ ko joñoul ruo rej jemlok? (Do not include remittances from abroad and domestic sources or income from home productions - see H18 & A3).

1. Yes 2. No

A. Wages & Salaries	<input type="checkbox"/>
B. Net receipts from businesses/profession	<input type="checkbox"/>
C. Commissions, tips, bonuses, allowances	<input type="checkbox"/>
D. Interests, dividends, net rental, royalty, income from estates	<input type="checkbox"/>
E. Social Security, retirement, survivor and disability pensions	<input type="checkbox"/>
F. Other _____	<input type="checkbox"/>

P29. What was the total income for ... in the past 12 months from the above sources? Jete oran aolep jāñ ak jeramōn ko ... ear loe ilo 12 allōñ ko rej jemlok?

\$ \_\_\_\_\_ , \_\_\_\_\_

## ISG#5: FEMALES 15-54 YEARS OF AGE

F1. Has ... ever given birth, even if child died later? ... enañin ke kar wōr nejin (bar bwini ajiri eo/ro emōj an/aer jako )?

1 Yes 2 No (→GO TO NEXT PERSON) ☐

F2. How many children were born alive to ...? Jete nejin ... ajiri? ☐

F3. How many of these children, by sex, are: Jete uwaan ajiri rein im rej: (Read out the options and record information in the corresponding box)

	Males	Females
Living		
a.) In the household	_____	_____
b.) Somewhere else in RMI	_____	_____
c.) Overseas	_____	_____
Died	_____	_____
Total	_____	_____

F4. What is the date of birth of ...'s last child born alive? Raan im iio in lōtak an ajiri eo ediktata nejin ... (including a child that may have died later. If less than 1 year old, enter code '000' for age.)

M M D D Y Y Y Y Age ☐

F5. What is the sex of the last child born alive? Maan ke kōrā diktata eo? ☐

1. Male 2. Female

F6. Is this child still alive? Ej mour wōt ke diktata eo? ☐

1. Yes 2. No

Are there more people living here? If yes, continue with Person 2.

**Person 7**
**POPULATION QUESTIONS**
**Person 7**

First name: \_\_\_\_\_

**P1. Person #7**

- |                                    |   |
|------------------------------------|---|
| 02. Spouse/partner                 | 09. Father/Mother                       |
| 03. Natural Child                  | 10. Brother/Sister                      |
| 04. Adopted Child                  | 11. Father-in-Law/<br>Mother-in-Law     |
| 05. Grandchild                     | 12. Brother-in-Law /<br>Sister-in-Law / |
| 06. Nephew/niece                   | 13. Other Relatives                     |
| 07. Stepson/Stepdaughter           | 14. Other, Non-Relatives                |
| 08. Son-in-Law/<br>Daughter-in-Law |   |

**P2. Where did ... sleep on the night of Sunday, 3<sup>rd</sup> April 2011? Ia eo ... ear kiki ie boñin Sunday, 3<sup>rd</sup> April 2011?**

- |   |              |
|---|--------------|
| 1. Same Household                               | } → GO TO P3 |
| 2. Other household within the same Atoll/Island |              |
| 3. Different Atoll/Island                       |              |
| 4. Foreign Country                              |              |

**State where .... slept at on Sunday, 3<sup>rd</sup> April 2011:  
Likit ia ... ear kiki ie bonin Sunday, 3<sup>rd</sup> April 2011:**

Atoll/Country: \_\_\_\_\_

**P3. Is ... male or female? Emmaan ke kōrā?**  
1. Male 2. Female

**P4. What is ... date of birth and age? Ear lōtak ñaat im jete an iio? (If less than 1 year old, record code '000' for age)**

M	M	D	D	Y	Y	Y	Y	Age
<input type="text"/>	<input type="text"/>	<input type="text"/>	<input type="text"/>	<input type="text"/>	<input type="text"/>	<input type="text"/>	<input type="text"/>	<input type="text"/>

**P5. What is ...'s marital status?**

- |                       |                       |
|-----------------------|-----------------------|
| 1. Never Married      | 4. Divorced/Separated |
| 2. Legally Married    | 5. Widowed            |
| 3. Common-law/live-in |                       |

**P6. What is ...'s religious affiliation? Kabuñ ta eo an ...? (For a young child, record the religion of the parents)**

- |                                    |                  |
|------------------------------------|------------------|
| 01. United Church of Christ        | 06. Mormon's     |
| 02. Roman Catholic                 | 07. SDA          |
| 03. Assembly of God                | 08. BNJ          |
| 04. Jehovah's Witnesses            | 09. None         |
| 05. Reformed Congregational Church | 10. Other: _____ |
|                                    | 98. Refused      |

**P7. What country is ... a citizen of? Armij in ia in?**

- |                           |                  |
|---------------------------|------------------|
| 01. Marshall Islands      | 08. China, PRC   |
| 02. FSM                   | 09. Japan        |
| 03. Palau                 | 10. Philippines  |
| 04. Kiribati              | 11. Other Asia   |
| 05. Tuvalu                | 12. USA          |
| 06. Other Pacific Islands | 13. Other: _____ |
| 07. Taiwan, ROC           | 98. Don't Know   |

**P8. Does ... have difficulty in: Ewōr ke an ... abañ ilo an:**
**Insert appropriate code:**

- |                         |                          |
|-------------------------|--------------------------|
| 1. No difficulty at all | 3. A lot of difficulties |
| 2. Some difficulties    | 4. Cannot do at all      |

- |  |                      |
|--|----------------------|
| a. Seeing, even wearing glasses              | <input type="text"/> |
| b. Hearing, even with the use of hearing aid | <input type="text"/> |
| c. Walking, climbing steps or use of arms    | <input type="text"/> |
| d. Remembering or concentrating              | <input type="text"/> |

**P9. What main language does ... speak at home? Kajin ta eo ekkā an ... kōjerbale imweo? (For small children, record the language of the mother or caregiver.)**

- |                |                       |
|----------------|-----------------------|
| 1. Marshallese | } 1 or 2, → GO TO P10 |
| 2. English     |                       |
| 3. Other       |                       |

State Language: \_\_\_\_\_

Language: \_\_\_\_\_

**P10. Where was ... born? Ia eo ... ar lōtak?**  
1. RMI 2. Other Countries

Atoll/Country: \_\_\_\_\_ (→ GO TO ISG#1)

**ISG#1: PERSONS 1 YEARS OF AGE AND OVER**
**P11. Where did .... live 1 year ago? Etan bukon eo ak ia eo ... ear jokwe ie 1 iio emotlok?**

Atoll/Country: \_\_\_\_\_ (→ GO TO ISG#2)

**ISG#2: PERSONS 3 YEARS OF AGE AND OVER**
**FOR PERSONS 3 OR 4 YEARS OF AGE, → GO TO P13**
**P12. Can ... read, write with understanding a simple sentence in any language? ... emaroñ ke read, jeje im melele juon sentence Ilo jabrewōt kain kajin?**

1. Yes 2. No (→ GO TO P13)

**In what language? Ilo Kajin rōt?**

English? 1. Yes 2. No

Other: \_\_\_\_\_

Other: \_\_\_\_\_

**P13. Is... currently enrolled in a school or pursuing any other form of education or training? ... ej bed ke ilo jikuul ak ilo jabrewōt kain burokram in bukōt jelaokjen ak ilo burokram in kaminene ko?**

1. Yes 2. No (→ GO TO P15)

**P14. What grade or level or training is ... enrolled? Kain jikuul ak burokram in bukōt jelaokjen ak kaminene rōt eo ... ej bed ie?**

- |                      |   |
|----------------------|---|
| 1. Preschool/Nursery | 5. Associate College                        |
| 2. Kindergarten      | (Academic/Occupational)                     |
| 3. Elementary        | 6. Undergraduate Years                      |
| 4. Secondary         | 7. Graduate Years or<br>Professional School |
|                      | 8. Vocational Training<br>(formal/informal) |

9 Other: \_\_\_\_\_

**P15. What level of educational attainment has ... successfully completed? Class ak grade ta eo eliktata ... ear kadredreklok?**

- |                          |
|--------------------------|
| 30. Never been to school |
| 31. Preschool/Nursery    |
| 32. Kindergarten         |

**Primary School**

- |                           |                           |
|---------------------------|---------------------------|
| 01. 1 <sup>st</sup> Grade | 05. 5 <sup>th</sup> Grade |
| 02. 2 <sup>nd</sup> Grade | 06. 6 <sup>th</sup> Grade |
| 03. 3 <sup>rd</sup> Grade | 07. 7 <sup>th</sup> Grade |
| 04. 4 <sup>th</sup> Grade | 08. 8 <sup>th</sup> Grade |

**Secondary School**

- |                            |   |
|----------------------------|---|
| 09. 9 <sup>th</sup> Grade  | 11. 11 <sup>th</sup> Grade                  |
| 10. 10 <sup>th</sup> Grade | 12. 12 <sup>th</sup> Grade, HS Diploma, GED |

**Post-Secondary Education**

- |   |
|---|
| 13. Some College                                  |
| 14. Associate College - Occupational Program      |
| 15. Associate College - Academic Program          |
| 16. Bachelor's Degree (BA, AB, BS)                |
| 17. Master's Degree (MA, MS, Med, MSW, MBA)       |
| 18. Professional School Degree (MD, DDS, LLB, JD) |
| 19. Doctorate Degree (PhD, EdD)                   |

**ISG#3: PERSONS 5 YEARS OF AGE AND OLDER**
**P16. Where did ... live 5 years ago? Etan bukon eo ak ia eo ... ear jokwe ie 5 iio emotlok?**

Atoll/Country: \_\_\_\_\_ (→ GO TO ISG#4)

Person 7

POPULATION QUESTIONS

Person 7

ISG#4: PERSONS 15 YEARS OF AGE AND OLDER

P17. Does ... regularly... (one or more a day)? Ekkä ke an... (juon ak elloñ lok jen juon kattön ilo juon raan)? (Read options below and enter relevant code.)

A. Smoke cigarettes or tobacco (includes pipes & cigars)?	1 Yes 2 No	
B. Chew tobacco (includes cophenagen and other snuff)?	1 Yes 2 No	
C. Chew Betel nut (includes nut with tobacco)?	1 Yes 2 No	

P18. Has ... ever been a regular ... (one or more a day)? ... enañin ke kar ... (juon ak elloñ jen juon kattön ilo juon raan)? (Read options below and enter relevant code.) Ask only where response to questions P17 (a,b,c) = 2.

A. Cigarettes or tobacco smoker (includes pipes & cigars)?	1 Yes 2 No	
B. Tobacco chewer (includes cophenagen and other snuff)?	1 Yes 2 No	
C. Betel nut chewer (includes nut with tobacco)?	1 Yes 2 No	

P19. Did ... have any work in the past 7 days, either full-time or part-time? Ear wör ke an ... jermal ak business ilo raan ko jilijimjuon rej jemlok lok? (Include work for cash pay, payment in kind, unpaid work in a family business and home production activities).

1. Yes (→GO TO P21) 2. No

P20. Did ... have a job or business that he/she did not work in the past seven days? Ear wör ke an ... jermal ak business im ear jab jermal ie ilo raan ko jilijimjuon rej jemlok?

1. Yes 2. No (→GO TO P25)

P21. What type of work/activity does ... usually do? Kain jermal röt eo ... ekkä an kömmene:

1. Work for pay - Employee (Private)
2. Work for pay - Employee (Government)
3. Self employed without any employee as defined in "4"
4. Employer in any family owned and operated farm/business (with one or more regular paid employees)
5. Volunteer work
6. Unpaid work in a family business
7. Producing goods (farm, fishing, handicrafts, etc.) mainly for sale
8. Producing goods (farm, fishing etc.) mainly for own consumption

P22. How many hours did ... work in the past 7 days? Jete awa eo ... ear jermal iumin raan ko jilijimjuon rej jemlok?

- a.) At paid job or business (Codes 1 to 6 above) \_\_\_\_\_
- b.) At home production activities (Codes 7 & 8) \_\_\_\_\_

P23. What was ...'s activity/occupation during the past seven days? E.g. Coconut farmer, fisherman, filing clerk, handicraft maker, nurse. Jermal röt eo an ... iumin raan ko jilijimjuon rej jemlok? Einwöt ri-kawainini ke, ri-eñod ke, filing clerk ke, ri-amimono ke, nurse ke?

Please specify \_\_\_\_\_

P24. What kind of business/industry did ... work in the past seven days? E.g. Coconut farming, fishing, handicrafts manufacturing, restaurant, office. Kain business ak jikin jermal röt eo .... ear jermal ie lumin raan ko 7 rej jemlok lok?

Please specify \_\_\_\_\_

(→GO TO P28)

P25. Was ... available for work in the past seven days? ... ear ke bojak ak maroñ in jermal ilo raan ko jilijimjuon rej jemlok?

1. Yes 2. No (→GO TO P28)

P26. Did ... look for work in the past seven days? ... ear ke kapok an jermal ilo raan ko jilijimjuon rej jemlok lok?

1. Yes (→GO TO P28) 2. No

P27. Why did ... not look for work in the past seven days? Ebajet ke ... ear jab kapok an jermal ilo raan ko jilijimjuon rej jemlok lok?

- |  |                            |
|--|----------------------------|
| 01. Still in School                              | 06. Waiting for rehire/job |
| 02. Believe no job available                     | 07. Retired/Disabled       |
| 03. Awaiting results of previous job application | 08. Housekeeping           |
| 04. Temporary illness                            | 10. Other: _____           |
| 05. Bad weather                                  |                            |

P28. Did ... earn income from any of the following sources in the past 12 months? ... ear ke jermal im elolo jään ak jeramön jen men kein ilal iumin allöñ ko joñoul ruo rej jemlok? (Do not include remittances from abroad and domestic sources or income from home productions - see H18 & A3).

1. Yes 2. No

A. Wages & Salaries	
B. Net receipts from businesses/profession	
C. Commissions, tips, bonuses, allowances	
D. Interests, dividends, net rental, royalty, income from estates	
E. Social Security, retirement, survivor and disability pensions	
F. Other _____	

P29. What was the total income for ... in the past 12 months from the above sources? Jete oran aolep jään ak jeramön ko ... ear loe ilo 12 allöñ ko rej jemlok?

\$ \_\_\_\_\_, \_\_\_\_\_

ISG#5: FEMALES 15-54 YEARS OF AGE

F1. Has ... ever given birth, even if child died later? ... enañin ke kar wör nejn (bar bwini ajiri eo/ro emöj an/aer jako )?

1 Yes 2 No (→GO TO NEXT PERSON)

F2. How many children were born alive to ...? Jete nejn ... ajiri?

F3. How many of these children, by sex, are: Jete uwaan ajiri rein im rej: (Read out the options and record information in the corresponding box)

	Males	Females
Living		
a.) In the household	_____	_____
b.) Somewhere else in RMI	_____	_____
c.) Overseas	_____	_____
Died	_____	_____
Total	_____	_____

F4. What is the date of birth of ...'s last child born alive? Raan im iio in lötak an ajiri eo ediktata nejn ... (including a child that may have died later. If less than 1 year old, enter code '000' for age.)

M M D D Y Y Y Y Age

F5. What is the sex of the last child born alive? Maan ke körä diktata eo?

1. Male 2. Female

F6. Is this child still alive? Ej mour wöt ke diktata eo?

1. Yes 2. No

Are there more people living here? If yes, continue with Person 2.

**Person 8**
**POPULATION QUESTIONS**
**Person 8**

First name:

**P1. Person #8**

- |                                    |                                       |
|------------------------------------|---------------------------------------|
| 02. Spouse/partner                 | 09. Father/Mother                     |
| 03. Natural Child                  | 10. Brother/Sister                    |
| 04. Adopted Child                  | 11. Father-in-Law/<br>Mother-in-Law   |
| 05. Grandchild                     | 12. Brother-in-Law /<br>Sister-in-Law |
| 06. Nephew/niece                   | 13. Other Relatives                   |
| 07. Stepson/Stepdaughter           | 14. Other, Non-Relatives              |
| 08. Son-in-Law/<br>Daughter-in-Law |                                       |

**P2. Where did ... sleep on the night of Sunday, 3<sup>rd</sup> April 2011? Ia eo ... ear kiki ie boñin Sunday, 3<sup>rd</sup> April 2011?**

- |   |             |
|---|-------------|
| 1. Same Household                               | } →GO TO P3 |
| 2. Other household within the same Atoll/Island |             |
| 3. Different Atoll/Island                       |             |
| 4. Foreign Country                              |             |

**State where .... slept at on Sunday, 3<sup>rd</sup> April 2011:  
Likit ia ... ear kiki ie bonin Sunday, 3<sup>rd</sup> April 2011:**

Atoll/Country:

**P3. Is ... male or female? Emmaan ke kōrā?**

1. Male 2. Female

**P4. What is ... date of birth and age? Ear lōtak ñaat im jete an iio? (If less than 1 year old, record code '000' for age)**

M	M	D	D	Y	Y	Y	Y	Age

**P5. What is ...'s marital status?**

- |                       |                       |
|-----------------------|-----------------------|
| 1. Never Married      | 4. Divorced/Separated |
| 2. Legally Married    | 5. Widowed            |
| 3. Common-law/live-in |                       |

**P6. What is ...'s religious affiliation? Kabuñ ta eo an ...? (For a young child, record the religion of the parents)**

- |                                    |                  |
|------------------------------------|------------------|
| 01. United Church of Christ        | 06. Mormon's     |
| 02. Roman Catholic                 | 07. SDA          |
| 03. Assembly of God                | 08. BNJ          |
| 04. Jehovah's Witnesses            | 09. None         |
| 05. Reformed Congregational Church | 10. Other: _____ |
|                                    | 98. Refused      |

**P7. What country is ... a citizen of? Armij in ia in?**

- |                           |                  |
|---------------------------|------------------|
| 01. Marshall Islands      | 08. China, PRC   |
| 02. FSM                   | 09. Japan        |
| 03. Palau                 | 10. Philippines  |
| 04. Kiribati              | 11. Other Asia   |
| 05. Tuvalu                | 12. USA          |
| 06. Other Pacific Islands | 13. Other: _____ |
| 07. Taiwan, ROC           | 98. Don't Know   |

**P8. Does ... have difficulty in: Ewōr ke an ... abañ ilo an:**
**Insert appropriate code:**

- |                         |                          |
|-------------------------|--------------------------|
| 1. No difficulty at all | 3. A lot of difficulties |
| 2. Some difficulties    | 4. Cannot do at all      |

- |  |  |
|--|--|
| a. Seeing, even wearing glasses              |  |
| b. Hearing, even with the use of hearing aid |  |
| c. Walking, climbing steps or use of arms    |  |
| d. Remembering or concentrating              |  |

**P9. What main language does ... speak at home? Kajin ta eo ekkā an ... kōjērbale imweo? (For small children, record the language of the mother or caregiver.)**

- |                |                      |
|----------------|----------------------|
| 1. Marshallese | } 1 or 2, →GO TO P10 |
| 2. English     |                      |
| 3. Other       |                      |

State Language:

Language:

**P10. Where was ... born? Ia eo ... ar lōtak?**

1. RMI 2. Other Countries

Atoll/Country: (→GO TO ISG#1)

**ISG#1: PERSONS 1 YEARS OF AGE AND OVER**
**P11. Where did ... live 1 year ago? Etan bukon eo ak ia eo ... ear jokwe ie 1 iio emotlok?**

Atoll/Country: (→GO TO ISG#2)

**ISG#2: PERSONS 3 YEARS OF AGE AND OVER**
**FOR PERSONS 3 OR 4 YEARS OF AGE, →GO TO P13**
**P12. Can ... read, write with understanding a simple sentence in any language? ... emaroñ ke read, jeje im melele juon sentence ilo jabrewōt kain kajin?**

1. Yes 2. No (→GO TO P13)

**In what language? Ilo Kajin rōt?**

English? 1. Yes 2. No

Other:

Other:

**P13. Is... currently enrolled in a school or pursuing any other form of education or training? ... ej bed ke ilo jikuul ak ilo jabrewōt kain burokram in bukōt jēlalokjen ak ilo burokram in kaminene ko?**

1. Yes 2. No (→GO TO P15)

**P14. What grade or level or training is ... enrolled? Kain jikuul ak burokram in bukōt jēlalokjen ak kaminene rōt eo ... ej bed ie?**

- |                      |   |
|----------------------|---|
| 1. Preschool/Nursery | 5. Associate College                        |
| 2. Kindergarten      | (Academic/Occupational)                     |
| 3. Elementary        | 6. Undergraduate Years                      |
| 4. Secondary         | 7. Graduate Years or<br>Professional School |
|                      | 8. Vocational Training<br>(formal/informal) |

9 Other:

**P15. What level of educational attainment has ... successfully completed? Class ak grade ta eo eliktata ... ear kadredreklok?**

- |                          |
|--------------------------|
| 30. Never been to school |
| 31. Preschool/Nursery    |
| 32. Kindergarten         |

**Primary School**

- |                           |                           |
|---------------------------|---------------------------|
| 01. 1 <sup>st</sup> Grade | 05. 5 <sup>th</sup> Grade |
| 02. 2 <sup>nd</sup> Grade | 06. 6 <sup>th</sup> Grade |
| 03. 3 <sup>rd</sup> Grade | 07. 7 <sup>th</sup> Grade |
| 04. 4 <sup>th</sup> Grade | 08. 8 <sup>th</sup> Grade |

**Secondary School**

- |                            |   |
|----------------------------|---|
| 09. 9 <sup>th</sup> Grade  | 11. 11 <sup>th</sup> Grade                  |
| 10. 10 <sup>th</sup> Grade | 12. 12 <sup>th</sup> Grade, HS Diploma, GED |

**Post-Secondary Education**

- |   |
|---|
| 13. Some College                                  |
| 14. Associate College - Occupational Program      |
| 15. Associate College - Academic Program          |
| 16. Bachelor's Degree (BA, AB, BS)                |
| 17. Master's Degree (MA, MS, MEd, MSc, MBA)       |
| 18. Professional School Degree (MD, DDS, LLB, JD) |
| 19. Doctorate Degree (PhD, EdD)                   |

**ISG#3: PERSONS 5 YEARS OF AGE AND OLDER**
**P16. Where did ... live 5 years ago? Etan bukon eo ak ia eo ... ear jokwe ie 5 iio emotlok?**

Atoll/Country: (→GO TO ISG#4)

# Person 8

## POPULATION QUESTIONS

# Person 8

### ISG#4: PERSONS 15 YEARS OF AGE AND OLDER

P17. Does ... regularly... (one or more a day)? Ekkä ke an... (juon ak elloñ lok jen juon kattõn ilo juon raan)? (Read options below and enter relevant code.)

A. Smoke cigarettes or tobacco (includes pipes & cigars)?	1 Yes 2 No	
B. Chew tobacco (includes cophenagen and other snuff)?	1 Yes 2 No	
C. Chew Betel nut (includes nut with tobacco)?	1 Yes 2 No	

P18. Has ... ever been a regular ... (one or more a day)? ... enañin ke kar ... (juon ak elloñ jen juon kattõn ilo juon raan)? (Read options below and enter relevant code.) Ask only where response to questions P17 (a,b,c) = 2.

A. Cigarettes or tobacco smoker (includes pipes & cigars)?	1 Yes 2 No	
B. Tobacco chewer (includes cophenagen and other snuff)?	1 Yes 2 No	
C. Betel nut chewer (includes nut with tobacco)?	1 Yes 2 No	

P19. Did ... have any work in the past 7 days, either full-time or part-time? Ear wõr ke an ... jermal ak business ilo raan ko jilijilimjuon rej jemlok lok? (Include work for cash pay, payment in kind, unpaid work in a family business and home production activities).

1. Yes (→GO TO P21) 2. No

P20. Did ... have a job or business that he/she did not work in the past seven days? Ear wõr ke an ... jermal ak business im ear jab jermal ie ilo raan ko jilijilimjuon rej jemlok?

1. Yes 2. No (→GO TO P25)

P21. What type of work/activity does ... usually do? Kain jermal rõt eo ... ekkä an kōmmāne:

1. Work for pay - Employee (Private)
2. Work for pay - Employee (Government)
3. Self employed without any employee as defined in "4"
4. Employer in any family owned and operated farm/business (with one or more regular paid employees)
5. Volunteer work
6. Unpaid work in a family business
7. Producing goods (farm, fishing, handicrafts, etc.) mainly for sale
8. Producing goods (farm, fishing etc.) mainly for own consumption

P22. How many hours did ... work in the past 7 days? Jete awa eo ... ear jermal iumin raan ko jilijilimjuon rej jemlok?

- a.) At paid job or business (Codes 1 to 6 above)
- b.) At home production activities (Codes 7 & 8)

P23. What was ...'s activity/occupation during the past seven days? E.g. Coconut farmer, fisherman, filing clerk, handicraft maker, nurse. Jermal rõt eo an ... iumin raan ko jilijilimjuon rej jemlok? Einwõt ri-kawainini ke, ri-eñod ke, filing clerk ke, ri-amimono ke, nurse ke?

Please specify

P24. What kind of business/industry did ... work in the past seven days? E.g. Coconut farming, fishing, handicrafts manufacturing, restaurant, office. Kain business ak jikin jermal rõt eo ..., ear jermal ie lumin raan ko 7 rej jemlok lok?

Please specify (→GO TO P28)

P25. Was ... available for work in the past seven days? ... ear ke bojak ak maroñ in jermal ilo raan ko jilijilimjuon rej jemlok?

1. Yes 2. No (→GO TO P28)

P26. Did ... look for work in the past seven days? ... ear ke kapok an jermal ilo raan ko jilijilimjuon rej jemlok lok?

1. Yes (→GO TO P28) 2. No

P27. Why did ... not look for work in the past seven days? Ebajet ke ... ear jab kapok an jermal ilo raan ko jilijilimjuon rej jemlok lok?

01. Still in School
02. Believe no job available
03. Awaiting results of previous job application
04. Temporary illness
05. Bad weather
06. Waiting for rehire/job
07. Retired/Disabled
08. Housekeeping
10. Other:

P28. Did ... earn income from any of the following sources in the past 12 months? ... ear ke jermal im elolo jāān ak jeramõn jen men kein ilal iumin allõñ ko joñoul ruo rej jemlok? (Do not include remittances from abroad and domestic sources or income from home productions - see H18 & A3).

1. Yes 2. No

A. Wages & Salaries	
B. Net receipts from businesses/profession	
C. Commissions, tips, bonuses, allowances	
D. Interests, dividends, net rental, royalty, income from estates	
E. Social Security, retirement, survivor and disability pensions	
F. Other	

P29. What was the total income for ... in the past 12 months from the above sources? Jete oran aolep jāān ak jeramõn ko ... ear loe ilo 12 allõñ ko rej jemlok?

\$ ,

### ISG#5: FEMALES 15-54 YEARS OF AGE

F1. Has ... ever given birth, even if child died later? ... enañin ke kar wõr nejn (bar bwini ajiri eo/ro emõj an/aer jako )?

1 Yes 2 No (→GO TO NEXT PERSON)

F2. How many children were born alive to ...? Jete nejn ... ajiri?

F3. How many of these children, by sex, are: Jete uwaan ajiri rein im rej: (Read out the options and record information in the corresponding box)

	Males	Females
Living		
a.) In the household		
b.) Somewhere else in RMI		
c.) Overseas		
Died		
Total		

F4. What is the date of birth of ...'s last child born alive? Raan im iio in lõtak an ajiri eo ediktata nejn ... (including a child that may have died later. If less than 1 year old, enter code '000' for age.)

M M D D Y Y Y Y Age

F5. What is the sex of the last child born alive? Maan ke kōrā diktata eo?

1. Male 2. Female

F6. Is this child still alive? Ej mour wõt ke diktata eo?

1. Yes 2. No

Are there more people living here? If yes, continue with Person 2.



# Person 9

## POPULATION QUESTIONS

# Person 9

First name:

P1. Person #9

- |                                     |  |
|-------------------------------------|--|
| 02. Spouse/partner                  | 09. Father/Mother                      |
| 03. Natural Child                   | 10. Brother/Sister                     |
| 04. Adopted Child                   | 11. Father-in-Law/<br>Mother-in-Law    |
| 05. Grandchild                      | 12. Brother-in-Law /<br>Sister-in-Law/ |
| 06. Nephew/niece                    | 13. Other Relatives                    |
| 07. Stepson/Stepdaughter            | 14. Other, Non-Relatives               |
| 08. Son-in-Law /<br>Daughter-in-Law |  |

P2. Where did ... sleep on the night of Sunday, 3<sup>rd</sup> April 2011? Ia eo ... ear kiki ie boñin Sunday, 3<sup>rd</sup> April 2011?

1. Same Household
2. Other household within the same Atoll/Island
3. Different Atoll/Island
4. Foreign Country

State where .... slept at on Sunday, 3<sup>rd</sup> April 2011:  
Likit ia ... ear kiki ie bonin Sunday, 3<sup>rd</sup> April 2011:

Atoll/Country: \_\_\_\_\_

P3. Is ... male or female? Emmaan ke kōrā?  
1. Male 2. Female

P4. What is ... date of birth and age? Ear lōtak ñaat im jete an iio? (If less than 1 year old, record code '000' for age)

M M D D Y Y Y Y Age

P5. What is ...'s marital status?

1. Never Married
2. Legally Married
3. Common-law/live-in
4. Divorced/Separated
5. Widowed

P6. What is ...'s religious affiliation? Kabuñ ta eo an ...? (For a young child, record the religion of the parents)

01. United Church of Christ
02. Roman Catholic
03. Assembly of God
04. Jehovah's Witnesses
05. Reformed Congregational Church
06. Mormon's
07. SDA
08. BNJ
09. None
10. Other: \_\_\_\_\_
98. Refused

P7. What country is ... a citizen of? Armij in ia in?

01. Marshall Islands
02. FSM
03. Palau
04. Kiribati
05. Tuvalu
06. Other Pacific Islands
07. Taiwan, ROC
08. China, PRC
09. Japan
10. Philippines
11. Other Asia
12. USA
13. Other: \_\_\_\_\_
98. Don't Know

P8. Does ... have difficulty in: Ewōr ke an ... abañ ilo an:

Insert appropriate code:

1. No difficulty at all
2. Some difficulties
3. A lot of difficulties
4. Cannot do at all

- a. Seeing, even wearing glasses
- b. Hearing, even with the use of hearing aid
- c. Walking, climbing steps or use of arms
- d. Remembering or concentrating

P9. What main language does ... speak at home? Kajin ta eo ekkā an ... kōjerbale imweo? (For small children, record the language of the mother or caregiver.)

1. Marshallese
2. English
3. Other

State Language:  
Language: \_\_\_\_\_

P10. Where was ... born? Ia eo ... ar lōtak?

1. RMI
2. Other Countries

Atoll/Country: \_\_\_\_\_ (→GO TO ISG#1)

### ISG#1: PERSONS 1 YEARS OF AGE AND OVER

P11. Where did .... live 1 year ago? Etan bukon eo ak ia eo ... ear jokwe ie 1 iio emotlok?

Atoll/Country: \_\_\_\_\_ (→GO TO ISG#2)

### ISG#2: PERSONS 3 YEARS OF AGE AND OVER

### FOR PERSONS 3 OR 4 YEARS OF AGE, →GO TO P13

P12. Can ... read, write with understanding a simple sentence in any language? ... emaroñ ke read, jeje im melele juon sentence Ilo jabrewōt kain kajin?

1. Yes
2. No (→GO TO P13)

In what language? Ilo Kajin rōt?

English? 1. Yes 2. No

Other: \_\_\_\_\_

Other: \_\_\_\_\_

P13. Is... currently enrolled in a school or pursuing any other form of education or training? ... ej bed ke ilo jikuul ak ilo jabrewōt kain burokram in bukōt jelaokjen ak ilo burokram in kaminene ko?

1. Yes
2. No (→GO TO P15)

P14. What grade or level or training is ... enrolled? Kain jikuul ak burokram in bukōt jelaokjen ak kaminene rōt eo ... ej bed ie?

1. Preschool/Nursery
2. Kindergarten
3. Elementary
4. Secondary
5. Associate College (Academic/Occupational)
6. Undergraduate Years
7. Graduate Years or Professional School
8. Vocational Training (formal/informal)

9 Other: \_\_\_\_\_

P15. What level of educational attainment has ... successfully completed? Class ak grade ta eo eliktata ... ear kadredreklok?

30. Never been to school
31. Preschool/Nursery
32. Kindergarten

Primary School

01. 1<sup>st</sup> Grade
02. 2<sup>nd</sup> Grade
03. 3<sup>rd</sup> Grade
04. 4<sup>th</sup> Grade
05. 5<sup>th</sup> Grade
06. 6<sup>th</sup> Grade
07. 7<sup>th</sup> Grade
08. 8<sup>th</sup> Grade

Secondary School

09. 9<sup>th</sup> Grade
10. 10<sup>th</sup> Grade
11. 11<sup>th</sup> Grade
12. 12<sup>th</sup> Grade, HS Diploma, GED

Post-Secondary Education

13. Some College
14. Associate College - Occupational Program
15. Associate College - Academic Program
16. Bachelor's Degree (BA, AB, BS)
17. Master's Degree (MA, MS, Med, MSW, MBA)
18. Professional School Degree (MD, DDS, LLB, JD)
19. Doctorate Degree (PhD, EdD)

### ISG#3: PERSONS 5 YEARS OF AGE AND OLDER

P16. Where did ... live 5 years ago? Etan bukon eo ak ia eo ... ear jokwe ie 5 iio emotlok?

Atoll/Country: \_\_\_\_\_ (→GO TO ISG#4)

# Person 9

## POPULATION QUESTIONS

# Person 9

### ISG#4: PERSONS 15 YEARS OF AGE AND OLDER

P17. Does ... regularly... (one or more a day)? Ekkä ke an... (juon ak elloñ lok jen juon kattõn ilo juon raan)? (Read options below and enter relevant code.)

A. Smoke cigarettes or tobacco (includes pipes & cigars)?	1 Yes 2 No	
B. Chew tobacco (includes cophenagen and other snuff)?	1 Yes 2 No	
C. Chew Betel nut (includes nut with tobacco)?	1 Yes 2 No	

P18. Has ... ever been a regular ... (one or more a day)? ... enañin ke kar ... (juon ak elloñ jen juon kattõn ilo juon raan)? (Read options below and enter relevant code.) Ask only where response to questions P17 (a,b,c) = 2.

A. Cigarettes or tobacco smoker (includes pipes & cigars)?	1 Yes 2 No	
B. Tobacco chewer (includes cophenagen and other snuff)?	1 Yes 2 No	
C. Betel nut chewer (includes nut with tobacco)?	1 Yes 2 No	

P19. Did ... have any work in the past 7 days, either full-time or part-time? Ear wõr ke an ... jermal ak business ilo raan ko jilijilimjuon rej jemlok lok? (Include work for cash pay, payment in kind, unpaid work in a family business and home production activities).

1. Yes (→GO TO P21) 2. No

P20. Did ... have a job or business that he/she did not work in the past seven days? Ear wõr ke an ... jermal ak business im ear jab jermal ie ilo raan ko jilijilimjuon rej jemlok?

1. Yes 2. No (→GO TO P25)

P21. What type of work/activity does ... usually do? Kain jermal rõt eo ... ekkä an kōmmne:

1. Work for pay - Employee (Private)
2. Work for pay - Employee (Government)
3. Self employed without any employee as defined in "4"
4. Employer in any family owned and operated farm/business (with one or more regular paid employees)
5. Volunteer work
6. Unpaid work in a family business
7. Producing goods (farm, fishing, handicrafts, etc.) mainly for sale
8. Producing goods (farm, fishing etc.) mainly for own consumption

P22. How many hours did ... work in the past 7 days? Jete awa eo ... ear jermal iumin raan ko jilijilimjuon rej jemlok?

- a.) At paid job or business (Codes 1 to 6 above) \_\_\_\_\_
- b.) At home production activities (Codes 7 & 8) \_\_\_\_\_

P23. What was ...'s activity/occupation during the past seven days? E.g. Coconut farmer, fisherman, filing clerk, handicraft maker, nurse. Jermal rõt eo an ... iumin raan ko jilijilimjuon rej jemlok? Einwõt ri-kawainini ke, ri-eñod ke, filing clerk ke, ri-amimono ke, nurse ke?

Please specify \_\_\_\_\_

P24. What kind of business/industry did ... work in the past seven days? E.g. Coconut farming, fishing, handicrafts manufacturing, restaurant, office. Kain business ak jikin jermal rõt eo ..., ear jermal ie lumin raan ko 7 rej jemlok lok?

Please specify \_\_\_\_\_ (→GO TO P28)

P25. Was ... available for work in the past seven days? ... ear ke bojak ak maroñ in jermal ilo raan ko jilijilimjuon rej jemlok?

1. Yes 2. No (→GO TO P28)

P26. Did ... look for work in the past seven days? ... ear ke kapok an jermal ilo raan ko jilijilimjuon rej jemlok lok?

1. Yes (→GO TO P28) 2. No

P27. Why did ... not look for work in the past seven days? Ebajet ke ... ear jab kapok an jermal ilo raan ko jilijilimjuon rej jemlok lok?

- |  |                            |
|--|----------------------------|
| 01. Still in School                              | 06. Waiting for rehire/job |
| 02. Believe no job available                     | 07. Retired/Disabled       |
| 03. Awaiting results of previous job application | 08. Housekeeping           |
| 04. Temporary illness                            | 10. Other: _____           |
| 05. Bad weather                                  |                            |

P28. Did ... earn income from any of the following sources in the past 12 months? ... ear ke jermal im elolo jāān ak jeramõn jen men kein ilal iumin allõñ ko joñoul ruo rej jemlok? (Do not include remittances from abroad and domestic sources or income from home productions - see H18 & A3).

1. Yes 2. No

A. Wages & Salaries	
B. Net receipts from businesses/profession	
C. Commissions, tips, bonuses, allowances	
D. Interests, dividends, net rental, royalty, income from estates	
E. Social Security, retirement, survivor and disability pensions	
F. Other _____	

P29. What was the total income for ... in the past 12 months from the above sources? Jete oran aolep jāān ak jeramõn ko ... ear loe ilo 12 allõñ ko rej jemlok?

\$ \_\_\_\_\_, \_\_\_\_\_

### ISG#5: FEMALES 15-54 YEARS OF AGE

F1. Has ... ever given birth, even if child died later? ... enañin ke kar wõr nejn (bar bwini ajiri eo/ro emõj an/aer jako )?

1 Yes 2 No (→GO TO NEXT PERSON)

F2. How many children were born alive to ...? Jete nejn ... ajiri?

F3. How many of these children, by sex, are: Jete uwaan ajiri rein im rej: (Read out the options and record information in the corresponding box)

	Males	Females
Living		
a.) In the household	_____	_____
b.) Somewhere else in RMI	_____	_____
c.) Overseas	_____	_____
Died	_____	_____
Total	_____	_____

F4. What is the date of birth of ...'s last child born alive? Raan im iio in lõtak an ajiri eo ediktata nejn ... (including a child that may have died later. If less than 1 year old, enter code '000' for age.)

M M D D Y Y Y Y Age

F5. What is the sex of the last child born alive? Maan ke kōrā diktata eo?

1. Male 2. Female

F6. Is this child still alive? Ej mour wõt ke diktata eo?

1. Yes 2. No

Are there more people living here? If yes, continue with Person 2.



# Person 10

# POPULATION QUESTIONS

# Person 10

First name:

P1. Person #10

02. Spouse/partner

03. Natural Child

04. Adopted Child

05. Grandchild

06. Nephew/niece

07. Stepson/Stepdaughter

08. Son-in-Law/

Daughter-in-Law

09. Father/Mother

10. Brother/Sister

11. Father-in-Law/

Mother-in-Law

12. Brother-in-Law /

Sister-in-Law/

13. Other Relatives

14. Other, Non-Relatives

P2. Where did ... sleep on the night of Sunday, 3<sup>rd</sup> April 2011? Ia eo ... ear kiki ie boñin Sunday, 3<sup>rd</sup> April 2011?

1. Same Household

2. Other household within the same Atoll/Island

3. Different Atoll/Island

4. Foreign Country

→ GO TO P3

State where ... slept at on Sunday, 3<sup>rd</sup> April 2011:

Likit ia ... ear kiki ie bonin Sunday, 3<sup>rd</sup> April 2011:

Atoll/Country:

P3. Is ... male or female? Emmaa ke kōrā?

1. Male 2. Female

P4. What is ... date of birth and age? Ear lōtak ñaat im jete an iio? (If less than 1 year old, record code '000' for age)

M

M

D

D

Y

Y

Y

Y

Age

P5. What is ...'s marital status?

1. Never Married

2. Legally Married

3. Common-law/live-in

4. Divorced/Separated

5. Widowed

P6. What is ...'s religious affiliation? Kabuñ ta eo an ...? (For a young child, record the religion of the parents)

01. United Church of Christ

02. Roman Catholic

03. Assembly of God

04. Jehovah's Witnesses

05. Reformed Congregational Church

06. Mormon's

07. SDA

08. BNJ

09. None

10. Other: \_\_\_\_\_

98. Refused

P7. What country is ... a citizen of? Armij in ia in?

01. Marshall Islands

02. FSM

03. Palau

04. Kiribati

05. Tuvalu

06. Other Pacific Islands

07. Taiwan, ROC

08. China, PRC

09. Japan

10. Philippines

11. Other Asia

12. USA

13. Other: \_\_\_\_\_

98. Don't Know

P8. Does ... have difficulty in: Ewōr ke an ... abañ ilo an:

Insert appropriate code:

1. No difficulty at all

2. Some difficulties

3. A lot of difficulties

4. Cannot do at all

a. Seeing, even wearing glasses

b. Hearing, even with the use of hearing aid

c. Walking, climbing steps or use of arms

d. Remembering or concentrating

P9. What main language does ... speak at home? Kajin ta eo ekkā an ... kōjērbale imweo? (For small children, record the language of the mother or caregiver.)

1. Marshallese

2. English

3. Other

1 or 2, → GO TO P10

State Language:

Language: \_\_\_\_\_

P10. Where was ... born? Ia eo ... ar lōtak?

1. RMI

2. Other Countries

Atoll/Country: \_\_\_\_\_ (→GO TO ISG#1)

ISG#1: PERSONS 1 YEARS OF AGE AND OVER

P11. Where did ... live 1 year ago? Etan bukon eo ak ia eo ... ear jokwe ie 1 iio emotlok?

Atoll/Country: \_\_\_\_\_ (→GO TO ISG#2)

ISG#2: PERSONS 3 YEARS OF AGE AND OVER

FOR PERSONS 3 OR 4 YEARS OF AGE, →GO TO P13

P12. Can ... read, write with understanding a simple sentence in any language? ... emaroñ ke read, jeje im melele juon sentence Ilo jabrewōt kain kajin?

1. Yes 2. No (→GO TO P13)

In what language? Ilo Kajin rōt?

English? 1. Yes 2. No

Other: \_\_\_\_\_

Other: \_\_\_\_\_

P13. Is... currently enrolled in a school or pursuing any other form of education or training? ... ej bed ke ilo jikuul ak ilo jabrewōt kain burokram in bukōt jēlalokjen ak ilo burokram in kaminene ko?

1. Yes 2. No (→GO TO P15)

P14. What grade or level or training is ... enrolled? Kain jikuul ak burokram in bukōt jēlalokjen ak kaminene rōt eo ... ej bed ie?

1. Preschool/Nursery

2. Kindergarten

3. Elementary

4. Secondary

5. Associate College

(Academic/Occupational)

6. Undergraduate Years

7. Graduate Years or

Professional School

8. Vocational Training (formal/informal)

9 Other: \_\_\_\_\_

P15. What level of educational attainment has ... successfully completed? Class ak grade ta eo eliktata ... ear kadredreklok?

30. Never been to school

31. Preschool/Nursery

32. Kindergarten

Primary School

01. 1<sup>st</sup> Grade

02. 2<sup>nd</sup> Grade

03. 3<sup>rd</sup> Grade

04. 4<sup>th</sup> Grade

05. 5<sup>th</sup> Grade

06. 6<sup>th</sup> Grade

07. 7<sup>th</sup> Grade

08. 8<sup>th</sup> Grade

Secondary School

09. 9<sup>th</sup> Grade

10. 10<sup>th</sup> Grade

11. 11<sup>th</sup> Grade

12. 12<sup>th</sup> Grade, HS Diploma, GED

Post-Secondary Education

13. Some College

14. Associate College - Occupational Program

15. Associate College - Academic Program

16. Bachelor's Degree (BA, AB, BS)

17. Master's Degree (MA, MS, MEd, MSW, MBA)

18. Professional School Degree (MD, DDS, LLB, JD)

19. Doctorate Degree (PhD, EdD)

ISG#3: PERSONS 5 YEARS OF AGE AND OLDER

P16. Where did ... live 5 years ago? Etan bukon eo ak ia eo ... ear jokwe ie 5 iio emotlok?

Atoll/Country: \_\_\_\_\_ (→GO TO ISG#4)

# Person 10

# POPULATION QUESTIONS

# Person 10

## ISG#4: PERSONS 15 YEARS OF AGE AND OLDER

P17. Does ... regularly... (one or more a day)? Ekkä ke an... (juon ak elloñ lok jen juon kattõn ilo juon raan)? (Read options below and enter relevant code.)

A. Smoke cigarettes or tobacco (includes pipes & cigars)?	1 Yes 2 No	
B. Chew tobacco (includes cophenagen and other snuff)?	1 Yes 2 No	
C. Chew Betel nut (includes nut with tobacco)?	1 Yes 2 No	

P18. Has ... ever been a regular ... (one or more a day)? ... enañin ke kar ... (juon ak elloñ jen juon kattõn ilo juon raan)? (Read options below and enter relevant code.) Ask only where response to questions P17 (a,b,c) = 2.

A. Cigarettes or tobacco smoker (includes pipes & cigars)?	1 Yes 2 No	
B. Tobacco chewer (includes cophenagen and other snuff)?	1 Yes 2 No	
C. Betel nut chewer (includes nut with tobacco)?	1 Yes 2 No	

P19. Did ... have any work in the past 7 days, either full-time or part-time? Ear wör ke an ... jermal ak business ilo raan ko jilijilimjuon rej jemlok lok? (Include work for cash pay, payment in kind, unpaid work in a family business and home production activities).  
1. Yes (→GO TO P21) 2. No

P20. Did ... have a job or business that he/she did not work in the past seven days? Ear wör ke an ... jermal ak business im ear jab jermal ie ilo raan ko jilijilimjuon rej jemlok?  
1. Yes 2. No (→GO TO P25)

P21. What type of work/activity does ... usually do? Kain jermal röt eo ... ekkä an kömmene:  
1. Work for pay - Employee (Private)  
2. Work for pay - Employee (Government)  
3. Self employed without any employee as defined in "4"  
4. Employer in any family owned and operated farm/business (with one or more regular paid employees)  
5. Volunteer work  
6. Unpaid work in a family business  
7. Producing goods (farm, fishing, handicrafts, etc.) mainly for sale  
8. Producing goods (farm, fishing etc.) mainly for own consumption

P22. How many hours did ... work in the past 7 days? Jete awa eo ... ear jermal iumin raan ko jilijilimjuon rej jemlok?

- a.) At paid job or business (Codes 1 to 6 above) \_\_\_\_\_  
b.) At home production activities (Codes 7 & 8) \_\_\_\_\_

P23. What was ...'s activity/occupation during the past seven days? E.g. Coconut farmer, fisherman, filing clerk, handicraft maker, nurse. Jermal röt eo an ... iumin raan ko jilijilimjuon rej jemlok? Einwöt ri-kawainini ke, ri-eñod ke, filing clerk ke, ri-amimono ke, nurse ke?

Please specify \_\_\_\_\_

P24. What kind of business/industry did ... work in the past seven days? E.g. Coconut farming, fishing, handicrafts manufacturing, restaurant, office. Kain business ak jikin jermal röt eo .... ear jermal ie iumin raan ko 7 rej jemlok lok?

Please specify \_\_\_\_\_  
(→GO TO P28)

P25. Was ... available for work in the past seven days? ... ear ke bojak ak maroñ in jermal ilo raan ko jilijilimjuon rej jemlok?  
1. Yes 2. No (→GO TO P28)

P26. Did ... look for work in the past seven days? ... ear ke kapok an jermal ilo raan ko jilijilimjuon rej jemlok lok?  
1. Yes (→GO TO P28) 2. No

P27. Why did ... not look for work in the past seven days? Ebajet ke ... ear jab kapok an jermal ilo raan ko jilijilimjuon rej jemlok lok?

01. Still in School 06. Waiting for rehire/job  
02. Believe no job available 07. Retired/Disabled  
03. Awaiting results of previous job application 08. Housekeeping  
04. Temporary illness 10. Other: \_\_\_\_\_  
05. Bad weather

P28. Did ... earn income from any of the following sources in the past 12 months? ... ear ke jermal im elolo jään ak jeramõn jen men kein ilal iumin allõñ ko joñoul ruo rej jemlok? (Do not include remittances from abroad and domestic sources or income from home productions - see H18 & A3).

	1. Yes 2. No
A. Wages & Salaries	
B. Net receipts from businesses/profession	
C. Commissions, tips, bonuses, allowances	
D. Interests, dividends, net rental, royalty, income from estates	
E. Social Security, retirement, survivor and disability pensions	
F. Other _____	

P29. What was the total income for ... in the past 12 months from the above sources? Jete oran aolep jään ak jeramõn ko ... ear loe ilo 12 allõñ ko rej jemlok?  
\$ \_\_\_\_\_ , \_\_\_\_\_

## ISG#5: FEMALES 15-54 YEARS OF AGE

F1. Has ... ever given birth, even if child died later? ... enañin ke kar wör nejn (bar bwini ajiri eo/ro emõj an/aer jako )?  
1 Yes 2 No (→GO TO NEXT PERSON)

F2. How many children were born alive to ....? Jete nejn ... ajiri?

F3. How many of these children, by sex, are: Jete uwaan ajiri rein im rej: (Read out the options and record information in the corresponding box)

	Males	Females
Living		
a.) In the household	_____	_____
b.) Somewhere else in RMI	_____	_____
c.) Overseas	_____	_____
Died	_____	_____
Total	_____	_____

F4. What is the date of birth of ...'s last child born alive? Raan im iio in lötak an ajiri eo ediktata nejn ... (including a child that may have died later. If less than 1 year old, enter code '000' for age.)

M	M	D	D	Y	Y	Y	Y	Age

F5. What is the sex of the last child born alive? Maan ke kōrā diktata eo?  
1. Male 2. Female

F6. Is this child still alive? Ej mour wöt ke diktata eo?  
1. Yes 2. No

Are there more people living here? If yes, continue with Person 2.

## COMMENTS AND SUGGESTIONS

TO BE FILLED AFTER COMPLETING INTERVIEW

**A. INTERVIEWER'S OBSERVATIONS:**

Comments about respondents: \_\_\_\_\_  
\_\_\_\_\_  
\_\_\_\_\_

Comments about specific questions: \_\_\_\_\_  
\_\_\_\_\_  
\_\_\_\_\_

Any other comments: \_\_\_\_\_  
\_\_\_\_\_  
\_\_\_\_\_

**B. SUPERVISOR'S OBSERVATIONS:**

\_\_\_\_\_  
\_\_\_\_\_  
\_\_\_\_\_  
\_\_\_\_\_  
\_\_\_\_\_

NAME OF SUPERVISOR: \_\_\_\_\_ DATE: \_\_\_\_\_

**C. EDITOR'S OBSERVATIONS:**

\_\_\_\_\_  
\_\_\_\_\_  
\_\_\_\_\_  
\_\_\_\_\_  
\_\_\_\_\_

NAME OF EDITOR: \_\_\_\_\_ DATE: \_\_\_\_\_

## Appendix B3

## Census questionnaire – Persons 11-20



### Republic of the Marshall Islands 2011 CENSUS OF POPULATION & HOUSING



#### AUTHORITY AND CONFIDENTIALITY:

This census is being conducted by the RMI Economic Policy, Planning and Statistics Office, (EPPSO) as authorized under the *Statistical Act of 1986*. All information will be held strictly confidential.

Visit Number	1st Visit	2nd Visit	3rd Visit	H. Enumerator's Name:	A. Atoll:	
Time-Interview started				I. Respondent's Name:	B. Zone/Island/Village:	
Time-Interview ended					C. Dwelling # (from map):	
Result of Visit				J. Contact Details:	D. Household #	
Result of Visit:					E. GPS Waypoint # :	
1. Complete      3. Not At Home      5. Refusal 2. Partial        4. Vacant						

**CERTIFICATION:** I hereby certify that the data set forth were obtained/reviewed by me personally and in accordance with the instructions.

Signature of Surveyor

Date Completed

Signature of Supervisor

Date Reviewed

The 2011 RMI Census counts each person at his or her "usual residence."  
The usual residence is the place where the person lives and sleeps most of the time.

#### Include

- Everyone who usually lives here such as family members, housemates and roommates, foster children, roomers, boarders, and live-in employees.
- Persons who are temporarily away on a business trip, on vacation, or in a general hospital.
- College students who stay here while attending college.
- Persons in the Armed Forces who live here.
- Newborn babies born prior to or on April 3<sup>rd</sup> 2011.
- Children in boarding schools below the college level.
- Persons who stay here most of the week while working even if they have a home somewhere else.
- Persons with no other home who were staying here last week.

#### Do not include

- Persons who usually live somewhere else.
- Persons who are away in an institution such as a prison, mental hospital, or a nursing home.
- College students who live somewhere else while attending college.
- Persons in the Armed Forces who live somewhere else.
- Persons who stay somewhere else most of the week while working.
- Newborn babies born after April 3<sup>rd</sup> 2011.

Please give me the name of each person usually residing here as of April 3<sup>rd</sup>, 2011, including all persons staying here who have no other home. Begin with the household member in whose name the home is owned, being bought, or rented. *Print first name, last name, and middle initial for each person and gender (1 = Males; 2 = Females) of person.*

FIRST & LAST NAME	SEX	FIRST & LAST NAME	SEX
11.		16.	
12.		17.	
13.		18.	
14.		19.	
15.		20.	

Total **PERSONS** in this household = [    ]  
 Total **MALES** in this household = [    ]  
 Total **FEMALES** in this household = [    ]

CPH FORM 2a - Continuation Form

FORM # \_\_\_\_ OF \_\_\_\_

# Person 11

## POPULATION QUESTIONS

# Person 11

First name:

P1. Person #11

- |                                    |                                       |
|------------------------------------|---------------------------------------|
| 01. Head                           | 09. Father/Mother                     |
| 02. Spouse/partner                 | 10. Brother/Sister                    |
| 03. Natural Child                  | 11. Father-in-Law/<br>Mother-in-Law   |
| 04. Adopted Child                  | 12. Brother-in-Law /<br>Sister-in-Law |
| 05. Grandchild                     | 13. Other Relatives                   |
| 06. Nephew/niece                   | 14. Other, Non-Relatives              |
| 07. Stepson/Stepdaughter           |                                       |
| 08. Son-in-Law/<br>Daughter-in-Law |                                       |

P2. Where did ... sleep on the night of Sunday, 3<sup>rd</sup> April 2011? Ia eo ... ear kiki ie boñin Sunday, 3<sup>rd</sup> April 2011?

1. Same Household
2. Other household within the same Atoll/Island
3. Different Atoll/Island
4. Foreign Country

→ GO TO P3

State where .... slept at on Sunday, 3<sup>rd</sup> April 2011:  
Likit ia ... ear kiki ie bonin Sunday, 3<sup>rd</sup> April 2011:

Atoll/Country: \_\_\_\_\_

P3. Is ... male or female? Emmaan ke kōrā?  
1. Male 2. Female

P4. What is ... date of birth and age? Ear lōtak ñaat im jete an iio? (If less than 1 year old, record code '000' for age)

M	M	D	D	Y	Y	Y	Y	Age
<input type="text"/>	<input type="text"/>	<input type="text"/>	<input type="text"/>	<input type="text"/>	<input type="text"/>	<input type="text"/>	<input type="text"/>	<input type="text"/>

P5. What is ...'s marital status?

1. Never Married
2. Legally Married
3. Common-law/live-in
4. Divorced/Separated
5. Widowed

P6. What is ...'s religious affiliation? Kabuñ ta eo an ...? (For a young child, record the religion of the parents)

- |                                    |                  |
|------------------------------------|------------------|
| 01. United Church of Christ        | 06. Mormon's     |
| 02. Roman Catholic                 | 07. SDA          |
| 03. Assembly of God                | 08. BNJ          |
| 04. Jehovah's Witnesses            | 09. None         |
| 05. Reformed Congregational Church | 10. Other: _____ |
|                                    | 98. Refused      |

P7. What country is ... a citizen of? Armij in ia in?

- |                           |                  |
|---------------------------|------------------|
| 01. Marshall Islands      | 08. China, PRC   |
| 02. FSM                   | 09. Japan        |
| 03. Palau                 | 10. Philippines  |
| 04. Kiribati              | 11. Other Asia   |
| 05. Tuvalu                | 12. USA          |
| 06. Other Pacific Islands | 13. Other: _____ |
| 07. Taiwan, ROC           | 98. Don't Know   |

P8. Does ... have difficulty in: Ewōr ke an ... abañ ilo an:

Insert appropriate code:

1. No difficulty at all
2. Some difficulties
3. A lot of difficulties
4. Cannot do at all

a. Seeing, even wearing glasses	<input type="text"/>
b. Hearing, even with the use of hearing aid	<input type="text"/>
c. Walking, climbing steps or use of arms	<input type="text"/>
d. Remembering or concentrating	<input type="text"/>

P9. What main language does ... speak at home? Kajin ta eo ekkā an ... kōjerbale imweo? (For small children, record the language of the mother or caregiver.)

1. Marshallese
2. English
3. Other

1 or 2, → GO TO P10

State Language:  
Language: \_\_\_\_\_

P10. Where was ... born? Ia eo ... ar lōtak?

1. RMI
2. Other Countries

Atoll/Country: \_\_\_\_\_ (→ GO TO ISG#1)

ISG#1: PERSONS 1 YEARS OF AGE AND OVER

P11. Where did .... live 1 year ago? Etan bukon eo ak ia eo ... ear jokwe ie 1 iio emotlok?

Atoll/Country: \_\_\_\_\_ (→ GO TO ISG#2)

ISG#2: PERSONS 3 YEARS OF AGE AND OVER

FOR PERSONS 3 OR 4 YEARS OF AGE, → GO TO P13

P12. Can ... read, write with understanding a simple sentence in any language? ... emaroñ ke read, jeje im melele juon sentence Ilo jabrewōt kain kajin?

1. Yes
2. No (→ GO TO P13)

In what language? Ilo Kajin rōt?

English? 1. Yes 2. No

Other: \_\_\_\_\_

Other: \_\_\_\_\_

P13. Is... currently enrolled in a school or pursuing any other form of education or training? ... ej bed ke ilo jikuul ak ilo jabrewōt kain burokram in bukōt jelalokjen ak ilo burokram in kaminene ko?

1. Yes
2. No (→ GO TO P15)

P14. What grade or level or training is ... enrolled? Kain jikuul ak burokram in bukōt jelalokjen ak kaminene rōt eo ... ej bed ie?

- |                      |   |
|----------------------|---|
| 1. Preschool/Nursery | 5. Associate College                        |
| 2. Kindergarten      | (Academic/Occupational)                     |
| 3. Elementary        | 6. Undergraduate Years                      |
| 4. Secondary         | 7. Graduate Years or<br>Professional School |
|                      | 8. Vocational Training<br>(formal/informal) |

9 Other: \_\_\_\_\_

P15. What level of educational attainment has ... successfully completed? Class ak grade ta eo eliktata ... ear kadredreklok?

30. Never been to school
31. Preschool/Nursery
32. Kindergarten

Primary School

- |                           |                           |
|---------------------------|---------------------------|
| 01. 1 <sup>st</sup> Grade | 05. 5 <sup>th</sup> Grade |
| 02. 2 <sup>nd</sup> Grade | 06. 6 <sup>th</sup> Grade |
| 03. 3 <sup>rd</sup> Grade | 07. 7 <sup>th</sup> Grade |
| 04. 4 <sup>th</sup> Grade | 08. 8 <sup>th</sup> Grade |

Secondary School

- |                            |   |
|----------------------------|---|
| 09. 9 <sup>th</sup> Grade  | 11. 11 <sup>th</sup> Grade                  |
| 10. 10 <sup>th</sup> Grade | 12. 12 <sup>th</sup> Grade, HS Diploma, GED |

Post-Secondary Education

13. Some College
14. Associate College - Occupational Program
15. Associate College - Academic Program
16. Bachelor's Degree (BA, AB, BS)
17. Master's Degree (MA, MS, Med, MSW, MBA)
18. Professional School Degree (MD, DDS, LLB, JD)
19. Doctorate Degree (PhD, EdD)

ISG#3: PERSONS 5 YEARS OF AGE AND OLDER

P16. Where did ... live 5 years ago? Etan bukon eo ak ia eo ... ear jokwe ie 5 iio emotlok?

Atoll/Country: \_\_\_\_\_ (→ GO TO ISG#4)

## ISG#4: PERSONS 15 YEARS OF AGE AND OLDER

P17. Does ... regularly... (one or more a day)? Ekkā ke an... (juon ak elloñ lok jen juon kattōn ilo juon raan)? (Read options below and enter relevant code.)

A. Smoke cigarettes or tobacco (includes pipes & cigars)?	1 Yes 2 No	<input type="checkbox"/>
B. Chew tobacco (includes copenhagen and other snuff)?	1 Yes 2 No	<input type="checkbox"/>
C. Chew Betel nut (includes nut with tobacco)?	1 Yes 2 No	<input type="checkbox"/>

P18. Has ... ever been a regular ... (one or more a day)? ... enañin ke kar ... (juon ak elloñ jen juon kattōn ilo juon raan)? (Read options below and enter relevant code.) Ask only where response to questions P17 (a,b,c) = 2.

A. Cigarettes or tobacco smoker (includes pipes & cigars)?	1 Yes 2 No	<input type="checkbox"/>
B. Tobacco chewer (includes copenhagen and other snuff)?	1 Yes 2 No	<input type="checkbox"/>
C. Betel nut chewer (includes nut with tobacco)?	1 Yes 2 No	<input type="checkbox"/>

P19. Did ... have any work in the past 7 days, either full-time or part-time? Ear wōr ke an ... jermal ak business ilo raan ko jilijimjuon rej jemlok lok? (Include work for cash pay, payment in kind, unpaid work in a family business and home production activities).

1. Yes (→GO TO P21) 2. No ☐

P20. Did ... have a job or business that he/she did not work in the past seven days? Ear wōr ke an ... jermal ak business im ear jab jermal ie ilo raan ko jilijimjuon rej jemlok?

1. Yes 2. No (→GO TO P25) ☐

P21. What type of work/activity does ... usually do? Kain jermal rōt eo ... ekkā an kōmmane:

1. Work for pay - Employee (Private) ☐
2. Work for pay - Employee (Government)
3. Self employed without any employee as defined in "4"
4. Employer in any family owned and operated farm/business (with one or more regular paid employees)
5. Volunteer work
6. Unpaid work in a family business
7. Producing goods (farm, fishing, handicrafts, etc.) mainly for sale
8. Producing goods (farm, fishing etc.) mainly for own consumption

P22. How many hours did ... work in the past 7 days? Jete awa eo ... ear jermal iumin raan ko jilijimjuon rej jemlok?

- a.) At paid job or business (Codes 1 to 6 above)
- b.) At home production activities (Codes 7 & 8)

P23. What was ...'s activity/occupation during the past seven days? E.g. Coconut farmer, fisherman, filing clerk, handicraft maker, nurse. Jermal rōt eo an ... iumin raan ko jilijimjuon rej jemlok? Einwōt ri-kawainini ke, ri-eñod ke, filing clerk ke, ri-amimono ke, nurse ke?

Please specify

P24. What kind of business/industry did ... work in the past seven days? E.g. Coconut farming, fishing, handicrafts manufacturing, restaurant, office. Kain business ak jikin jermal rōt eo ... ear jermal ie iumin raan ko 7 rej jemlok lok?

Please specify

(→GO TO P28)

P25. Was ... available for work in the past seven days? ... ear ke bojak ak maroñ in jermal ilo raan ko jilijimjuon rej jemlok?

1. Yes 2. No (→GO TO P28) ☐

P26. Did ... look for work in the past seven days? ... ear ke kapok an jermal ilo raan ko jilijimjuon rej jemlok lok?

1. Yes (→GO TO P28) 2. No ☐

P27. Why did ... not look for work in the past seven days? Ebajet ke ... ear jab kapok an jermal ilo raan ko jilijimjuon rej jemlok lok?

- |  |                                 |                          |
|--|---------------------------------|--------------------------|
| 01. Still in School                              | 06. Waiting for rehire/job      | <input type="checkbox"/> |
| 02. Believe no job available                     | 07. Retired/Disabled            |                          |
| 03. Awaiting results of previous job application | 08. Housekeeping                |                          |
| 04. Temporary illness                            | 10. Other: <input type="text"/> |                          |
| 05. Bad weather                                  |                                 |                          |

P28. Did ... earn income from any of the following sources in the past 12 months? ... ear ke jermal im elolo jāān ak jeramōn jen men kein ilal iumin allōñ ko joñoul ruo rej jemlok? (Do not include remittances from abroad and domestic sources or income from home productions - see H18 & A3).

1. Yes 2. No

A. Wages & Salaries	<input type="checkbox"/>
B. Net receipts from businesses/profession	<input type="checkbox"/>
C. Commissions, tips, bonuses, allowances	<input type="checkbox"/>
D. Interests, dividends, net rental, royalty, income from estates	<input type="checkbox"/>
E. Social Security, retirement, survivor and disability pensions	<input type="checkbox"/>
F. Other <input type="text"/>	<input type="checkbox"/>

P29. What was the total income for ... in the past 12 months from the above sources? Jete oran aolep jāān ak jeramōn ko ... ear loe ilo 12 allōñ ko rej jemlok?

\$

## ISG#5: FEMALES 15-54 YEARS OF AGE

F1. Has ... ever given birth, even if child died later? ... enañin ke kar wōr nejn (bar bwini ajiri eo/ro emōj an/aer jako )?

1 Yes 2 No (→GO TO NEXT PERSON) ☐

F2. How many children were born alive to ...? Jete nejn ... ajiri?

F3. How many of these children, by sex, are: Jete uwaan ajiri rein im rej: (Read out the options and record information in the corresponding box)

	Males	Females
Living		
a.) In the household	<input type="text"/>	<input type="text"/>
b.) Somewhere else in RMI	<input type="text"/>	<input type="text"/>
c.) Overseas	<input type="text"/>	<input type="text"/>
Died	<input type="text"/>	<input type="text"/>
Total	<input type="text"/>	<input type="text"/>

F4. What is the date of birth of ...'s last child born alive? Raan im iio in lōtak an ajiri eo ediktata nejn ... (including a child that may have died later. If less than 1 year old, enter code '000' for age.)

M M D D Y Y Y Y Age

F5. What is the sex of the last child born alive? Maan ke kōrā diktata eo?

1. Male 2. Female ☐

F6. Is this child still alive? Ej mour wōt ke diktata eo?

1. Yes 2. No ☐

Are there more people living here? If yes, continue with Person 2.

# Person 12

## POPULATION QUESTIONS

# Person 12

First name:

P1. Person #12

02. Spouse/partner

03. Natural Child

04. Adopted Child

05. Grandchild

06. Nephew/niece

07. Stepson/Stepdaughter

08. Son-in-Law/

Daughter-in-Law

09. Father/Mother

10. Brother/Sister

11. Father-in-Law/

Mother-in-Law

12. Brother-in-Law /

Sister-in-Law/

13. Other Relatives

14. Other, Non-Relatives

P2. Where did ... sleep on the night of Sunday, 3<sup>rd</sup> April 2011? Ia eo ... ear kiki ie boñin Sunday, 3<sup>rd</sup> April 2011?

1. Same Household

2. Other household within

the same Atoll/Island

3. Different Atoll/Island

4. Foreign Country

→ GO TO P3

State where ... slept at on Sunday, 3<sup>rd</sup> April 2011:

Likit ia ... ear kiki ie bonin Sunday, 3<sup>rd</sup> April 2011:

Atoll/Country:

P3. Is ... male or female? Emmaa ke kōrā?

1. Male 2. Female

P4. What is ... date of birth and age? Ear lōtak ñaat im jete an iio? (If less than 1 year old, record code '000' for age)

M

M

D

D

Y

Y

Y

Y

Age

P5. What is ...'s marital status?

1. Never Married

2. Legally Married

3. Common-law/live-in

4. Divorced/Separated

5. Widowed

P6. What is ...'s religious affiliation? Kabuñ ta eo an ...? (For a young child, record the religion of the parents)

01. United Church of Christ

02. Roman Catholic

03. Assembly of God

04. Jehovah's Witnesses

05. Reformed Congregational Church

98. Refused

06. Mormon's

07. SDA

08. BNJ

09. None

10. Other: \_\_\_\_\_

P7. What country is ... a citizen of? Armij in ia in?

01. Marshall Islands

02. FSM

03. Palau

04. Kiribati

05. Tuvalu

06. Other Pacific Islands

07. Taiwan, ROC

08. China, PRC

09. Japan

10. Philippines

11. Other Asia

12. USA

13. Other: \_\_\_\_\_

98. Don't Know

P8. Does ... have difficulty in: Ewōr ke an ... abañ ilo an:

Insert appropriate code:

1. No difficulty at all

2. Some difficulties

3. A lot of difficulties

4. Cannot do at all

a. Seeing, even wearing glasses

b. Hearing, even with the use of hearing aid

c. Walking, climbing steps or use of arms

d. Remembering or concentrating

P9. What main language does ... speak at home? Kajin ta eo ekkā an ... kōjerbale imweo? (For small children, record the language of the mother or caregiver.)

1. Marshallese

2. English

3. Other

1 or 2, → GO TO P10

State Language:

Language:

P10. Where was ... born? Ia eo ... ar lōtak?

1. RMI

2. Other Countries

Atoll/Country: \_\_\_\_\_ (→GO TO ISG#1)

ISG#1: PERSONS 1 YEARS OF AGE AND OVER

P11. Where did ... live 1 year ago? Etan bukon eo ak ia eo ... ear jokwe ie 1 iio emotlok?

Atoll/Country: \_\_\_\_\_ (→GO TO ISG#2)

ISG#2: PERSONS 3 YEARS OF AGE AND OVER

FOR PERSONS 3 OR 4 YEARS OF AGE, →GO TO P13

P12. Can ... read, write with understanding a simple sentence in any language? ... emaroñ ke read, jeje im melele juon sentence Ilo jabrewōt kain kajin?

1. Yes 2. No (→GO TO P13)

In what language? Ilo Kajin rōt?

English?

1. Yes 2. No

Other:

Other:

P13. Is... currently enrolled in a school or pursuing any other form of education or training? ... ej bed ke ilo jikuul ak ilo jabrewōt kain burokram in bukōt jelalokjen ak ilo burokram in kaminene ko?

1. Yes

2. No (→GO TO P15)

P14. What grade or level or training is ... enrolled? Kain jikuul ak burokram in bukōt jelalokjen ak kaminene rōt eo ... ej bed ie?

1. Preschool/Nursery

2. Kindergarten

3. Elementary

4. Secondary

5. Associate College

(Academic/Occupational)

6. Undergraduate Years

7. Graduate Years or

Professional School

8. Vocational Training

(formal/informal)

9 Other: \_\_\_\_\_

P15. What level of educational attainment has ... successfully completed? Class ak grade ta eo eliktata ... ear kadredreklok?

30. Never been to school

31. Preschool/Nursery

32. Kindergarten

Primary School

01. 1<sup>st</sup> Grade

02. 2<sup>nd</sup> Grade

03. 3<sup>rd</sup> Grade

04. 4<sup>th</sup> Grade

05. 5<sup>th</sup> Grade

06. 6<sup>th</sup> Grade

07. 7<sup>th</sup> Grade

08. 8<sup>th</sup> Grade

Secondary School

09. 9<sup>th</sup> Grade

10. 10<sup>th</sup> Grade

11. 11<sup>th</sup> Grade

12. 12<sup>th</sup> Grade, HS Diploma, GED

Post-Secondary Education

13. Some College

14. Associate College - Occupational Program

15. Associate College - Academic Program

16. Bachelor's Degree (BA, AB, BS)

17. Master's Degree (MA, MS, Med, MSW, MBA)

18. Professional School Degree (MD, DDS, LLB, JD)

19. Doctorate Degree (PhD, EdD)

ISG#3: PERSONS 5 YEARS OF AGE AND OLDER

P16. Where did ... live 5 years ago? Etan bukon eo ak ia eo ... ear jokwe ie 5 iio emotlok?

Atoll/Country: \_\_\_\_\_ (→GO TO ISG#4)



# Person 12

## POPULATION QUESTIONS

# Person 12

P17. Does ... regularly... (one or more a day)? Ekkā ke an... (juon ak elloñ lok jen juon kattōn ilo juon raan)? (Read options below and enter relevant code.)

A. Smoke cigarettes or tobacco (includes pipes & cigars)?	1 Yes 2 No	<input type="text"/>
B. Chew tobacco (includes cophenagen and other snuff)?	1 Yes 2 No	<input type="text"/>
C. Chew Betel nut (includes nut with tobacco)?	1 Yes 2 No	<input type="text"/>

P18. Has ... ever been a regular ... (one or more a day)? ... enañin ke kar ... (juon ak elloñ jen juon kattōn ilo juon raan)? (Read options below and enter relevant code.) Ask only where response to questions P17 (a,b,c) = 2.

A. Cigarettes or tobacco smoker (includes pipes & cigars)?	1 Yes 2 No	<input type="text"/>
B. Tobacco chewer (includes cophenagen and other snuff)?	1 Yes 2 No	<input type="text"/>
C. Betel nut chewer (includes nut with tobacco)?	1 Yes 2 No	<input type="text"/>

P19. Did ... have any work in the past 7 days, either full-time or part-time? Ear wōr ke an ... jermal ak business ilo raan ko jilijimjuon rej jemlok lok? (Include work for cash pay, payment in kind, unpaid work in a family business and home production activities).

1. Yes (→GO TO P21) 2. No

P20. Did ... have a job or business that he/she did not work in the past seven days? Ear wōr ke an ... jermal ak business im ear jab jermal ie ilo raan ko jilijimjuon rej jemlok?

1. Yes 2. No (→GO TO P25)

P21. What type of work/activity does ... usually do? Kain jermal rōt eo ... ekkā an kōmmāne:

1. Work for pay - Employee (Private)
2. Work for pay - Employee (Government)
3. Self employed without any employee as defined in "4"
4. Employer in any family owned and operated farm/business (with one or more regular paid employees)
5. Volunteer work
6. Unpaid work in a family business
7. Producing goods (farm, fishing, handicrafts, etc.) mainly for sale
8. Producing goods (farm, fishing etc.) mainly for own consumption

P22. How many hours did ... work in the past 7 days? Jete awa eo ... ear jermal iumin raan ko jilijimjuon rej jemlok?

- a.) At paid job or business (Codes 1 to 6 above)
- b.) At home production activities (Codes 7 & 8)

P23. What was ...'s activity/occupation during the past seven days? E.g. Coconut farmer, fisherman, filing clerk, handicraft maker, nurse. Jermal rōt eo an ... iumin raan ko jilijimjuon rej jemlok? Einwōt ri-kawainini ke, ri-eñod ke, filing clerk ke, ri-amimono ke, nurse ke?

Please specify

P24. What kind of business/industry did ... work in the past seven days? E.g. Coconut farming, fishing, handicrafts manufacturing, restaurant, office. Kain business ak jikin jermal rōt eo .... ear jermal ie iumin raan ko 7 rej jemlok lok?

Please specify  (→GO TO P28)

P25. Was ... available for work in the past seven days? ... ear ke bojak ak maroñ in jermal ilo raan ko jilijimjuon rej jemlok?

1. Yes 2. No (→GO TO P28)

P26. Did ... look for work in the past seven days? ... ear ke kapok an jermal ilo raan ko jilijimjuon rej jemlok lok?

1. Yes (→GO TO P28) 2. No

P27. Why did ... not look for work in the past seven days? Ebajet ke ... ear jab kapok an jermal ilo raan ko jilijimjuon rej jemlok lok?

- |  |                                 |
|--|---------------------------------|
| 01. Still in School                              | 06. Waiting for rehire/job      |
| 02. Believe no job available                     | 07. Retired/Disabled            |
| 03. Awaiting results of previous job application | 08. Housekeeping                |
| 04. Temporary illness                            | 10. Other: <input type="text"/> |
| 05. Bad weather                                  |                                 |

P28. Did ... earn income from any of the following sources in the past 12 months? ... ear ke jermal im elolo jāān ak jeramōn jen men kein ilal iumin allōñ ko joñoul ruo rej jemlok? (Do not include remittances from abroad and domestic sources or income from home productions - see H18 & A3).

1. Yes 2. No

A. Wages & Salaries	<input type="text"/>
B. Net receipts from businesses/profession	<input type="text"/>
C. Commissions, tips, bonuses, allowances	<input type="text"/>
D. Interests, dividends, net rental, royalty, income from estates	<input type="text"/>
E. Social Security, retirement, survivor and disability pensions	<input type="text"/>
F. Other <input type="text"/>	<input type="text"/>

P29. What was the total income for ... in the past 12 months from the above sources? Jete oran aolep jāān ak jeramōn ko ... ear loe ilo 12 allōñ ko rej jemlok?

\$

### ISG#5: FEMALES 15-54 YEARS OF AGE

F1. Has ... ever given birth, even if child died later? ... enañin ke kar wōr nejn (bar bwini ajiri eo/ro emōj an/aer jako )?

1 Yes 2 No (→GO TO NEXT PERSON)

F2. How many children were born alive to ...? Jete nejn ... ajiri?

F3. How many of these children, by sex, are: Jete uwaan ajiri rein im rej: (Read out the options and record information in the corresponding box)

	Males	Females
Living		
a.) In the household	<input type="text"/>	<input type="text"/>
b.) Somewhere else in RMI	<input type="text"/>	<input type="text"/>
c.) Overseas	<input type="text"/>	<input type="text"/>
Died	<input type="text"/>	<input type="text"/>
Total	<input type="text"/>	<input type="text"/>

F4. What is the date of birth of ...'s last child born alive? Raan im iio in lōtak an ajiri eo ediktata nejn ... (including a child that may have died later. If less than 1 year old, enter code '000' for age.)

M	M	D	D	Y	Y	Y	Y	Age
<input type="text"/>	<input type="text"/>	<input type="text"/>	<input type="text"/>	<input type="text"/>	<input type="text"/>	<input type="text"/>	<input type="text"/>	<input type="text"/>

F5. What is the sex of the last child born alive? Maan ke kōrā diktata eo?

1. Male 2. Female

F6. Is this child still alive? Ej mour wōt ke diktata eo?

1. Yes 2. No

Are there more people living here? If yes, continue with Person 2.



# Person 13

## POPULATION QUESTIONS

# Person 13

First name:

P1. Person #13

02. Spouse/partner

03. Natural Child

04. Adopted Child

05. Grandchild

06. Nephew/niece

07. Stepson/Stepdaughter

08. Son-in-Law/

Daughter-in-Law

09. Father/Mother

10. Brother/Sister

11. Father-in-Law/

Mother-in-Law

12. Brother-in-Law /

Sister-in-Law/

13. Other Relatives

14. Other, Non-Relatives

P2. Where did ... sleep on the night of Sunday, 3<sup>rd</sup> April 2011? Ia eo ... ear kiki ie boñin Sunday, 3<sup>rd</sup> April 2011?

1. Same Household

2. Other household within

the same Atoll/Island

3. Different Atoll/Island

4. Foreign Country

→ GO TO P3

State where ... slept at on Sunday, 3<sup>rd</sup> April 2011:

Likit ia ... ear kiki ie bonin Sunday, 3<sup>rd</sup> April 2011:

Atoll/Country: \_\_\_\_\_

P3. Is ... male or female? Emmaan ke kōrā?

1. Male 2. Female

P4. What is ... date of birth and age? Ear lōtak ñaat im jete an iio? (If less than 1 year old, record code '000' for age)

M M D D Y Y Y Y Age

P5. What is ...'s marital status?

1. Never Married

2. Legally Married

3. Common-law/live-in

4. Divorced/Separated

5. Widowed

P6. What is ...'s religious affiliation? Kabuñ ta eo an ...? (For a young child, record the religion of the parents)

01. United Church of Christ

02. Roman Catholic

03. Assembly of God

04. Jehovah's Witnesses

05. Reformed Congregational Church

06. Mormon's

07. SDA

08. BNJ

09. None

10. Other: \_\_\_\_\_

98. Refused

P7. What country is ... a citizen of? Armij in ia in?

01. Marshall Islands

02. FSM

03. Palau

04. Kiribati

05. Tuvalu

06. Other Pacific Islands

07. Taiwan, ROC

08. China, PRC

09. Japan

10. Philippines

11. Other Asia

12. USA

13. Other: \_\_\_\_\_

98. Don't Know

P8. Does ... have difficulty in: Ewōr ke an ... abañ ilo an:

Insert appropriate code:

1. No difficulty at all

2. Some difficulties

3. A lot of difficulties

4. Cannot do at all

a. Seeing, even wearing glasses

b. Hearing, even with the use of hearing aid

c. Walking, climbing steps or use of arms

d. Remembering or concentrating

P9. What main language does ... speak at home? Kajin ta eo ekkā an ... kōjerbale imweo? (For small children, record the language of the mother or caregiver.)

1. Marshallese

2. English

3. Other

1 or 2, → GO TO P10

State Language:

Language: \_\_\_\_\_

P10. Where was ... born? Ia eo ... ar lōtak?

1. RMI

2. Other Countries

Atoll/Country: \_\_\_\_\_ (→ GO TO ISG#1)

ISG#1: PERSONS 1 YEARS OF AGE AND OVER

P11. Where did ... live 1 year ago? Etan bukon eo ak ia eo ... ear jokwe ie 1 iio emotlok?

Atoll/Country: \_\_\_\_\_ (→ GO TO ISG#2)

ISG#2: PERSONS 3 YEARS OF AGE AND OVER

FOR PERSONS 3 OR 4 YEARS OF AGE, → GO TO P13

P12. Can ... read, write with understanding a simple sentence in any language? ... emaroñ ke read, jeje im melele juon sentence Ilo jabrewōt kain kajin?

1. Yes 2. No (→ GO TO P13)

In what language? Ilo Kajin rōt?

English? 1. Yes 2. No

Other: \_\_\_\_\_

Other: \_\_\_\_\_

P13. Is... currently enrolled in a school or pursuing any other form of education or training? ... ej bed ke ilo jikuul ak ilo jabrewōt kain burokram in bukōt jelalokjen ak ilo burokram in kaminene ko?

1. Yes

2. No (→ GO TO P15)

P14. What grade or level or training is ... enrolled? Kain jikuul ak burokram in bukōt jelalokjen ak kaminene rōt eo ... ej bed ie?

1. Preschool/Nursery

2. Kindergarten

3. Elementary

4. Secondary

5. Associate College

(Academic/Occupational)

6. Undergraduate Years

7. Graduate Years or

Professional School

8. Vocational Training

(formal/informal)

9 Other: \_\_\_\_\_

P15. What level of educational attainment has ... successfully completed? Class ak grade ta eo eliktata ... ear kadredreklok?

30. Never been to school

31. Preschool/Nursery

32. Kindergarten

Primary School

01. 1<sup>st</sup> Grade

02. 2<sup>nd</sup> Grade

03. 3<sup>rd</sup> Grade

04. 4<sup>th</sup> Grade

05. 5<sup>th</sup> Grade

06. 6<sup>th</sup> Grade

07. 7<sup>th</sup> Grade

08. 8<sup>th</sup> Grade

Secondary School

09. 9<sup>th</sup> Grade

10. 10<sup>th</sup> Grade

11. 11<sup>th</sup> Grade

12. 12<sup>th</sup> Grade, HS Diploma, GED

Post-Secondary Education

13. Some College

14. Associate College - Occupational Program

15. Associate College - Academic Program

16. Bachelor's Degree (BA, AB, BS)

17. Master's Degree (MA, MS, Med, MSW, MBA)

18. Professional School Degree (MD, DDS, LLB, JD)

19. Doctorate Degree (PhD, EdD)

ISG#3: PERSONS 5 YEARS OF AGE AND OLDER

P16. Where did ... live 5 years ago? Etan bukon eo ak ia eo ... ear jokwe ie 5 iio emotlok?

Atoll/Country: \_\_\_\_\_ (→ GO TO ISG#4)

# Person 13

## POPULATION QUESTIONS

# Person 13

### ISG#4: PERSONS 15 YEARS OF AGE AND OLDER

P17. Does ... regularly... (one or more a day)? Ekkā ke an... (juon ak elloñ lok jen juon kattōn ilo juon raan)? *(Read options below and enter relevant code.)*

A. Smoke cigarettes or tobacco (includes pipes & cigars)?	1 Yes 2 No	<input type="checkbox"/>
B. Chew tobacco (includes copenhagen and other snuff)?	1 Yes 2 No	<input type="checkbox"/>
C. Chew Betel nut (includes nut with tobacco)?	1 Yes 2 No	<input type="checkbox"/>

P18. Has ... ever been a regular ... (one or more a day)? ... enañin ke kar ... (juon ak elloñ jen juon kattōn ilo juon raan)? *(Read options below and enter relevant code.) Ask only where response to questions P17 (a,b,c) = 2.*

A. Cigarettes or tobacco smoker (includes pipes & cigars)?	1 Yes 2 No	<input type="checkbox"/>
B. Tobacco chewer (includes copenhagen and other snuff)?	1 Yes 2 No	<input type="checkbox"/>
C. Betel nut chewer (includes nut with tobacco)?	1 Yes 2 No	<input type="checkbox"/>

P19. Did ... have any work in the past 7 days, either full-time or part-time? Ear wōr ke an ... jermal ak business ilo raan ko jilijimjuon rej jemlok lok? *(Include work for cash pay, payment in kind, unpaid work in a family business and home production activities.)*

1. Yes (→GO TO P21) 2. No

P20. Did ... have a job or business that he/she did not work in the past seven days? Ear wōr ke an ... jermal ak business im ear jab jermal ie ilo raan ko jilijimjuon rej jemlok?

1. Yes 2. No (→GO TO P25)

P21. What type of work/activity does ... usually do? Kain jermal rōt eo ... ekkā an kōmmane:

1. Work for pay - Employee (Private)
2. Work for pay - Employee (Government)
3. Self employed without any employee as defined in "4"
4. Employer in any family owned and operated farm/business (with one or more regular paid employees)
5. Volunteer work
6. Unpaid work in a family business
7. Producing goods (farm, fishing, handicrafts, etc.) mainly for sale
8. Producing goods (farm, fishing etc.) mainly for own consumption

P22. How many hours did ... work in the past 7 days? Jete awa eo ... ear jermal iumin raan ko jilijimjuon rej jemlok?

- a.) At paid job or business *(Codes 1 to 6 above)* \_\_\_\_\_
- b.) At home production activities *(Codes 7 & 8)* \_\_\_\_\_

P23. What was ...'s activity/occupation during the past seven days? E.g. Coconut farmer, fisherman, filing clerk, handicraft maker, nurse. Jermal rōt eo an ... iumin raan ko jilijimjuon rej jemlok? Einwōt ri-kawainini ke, ri-eñod ke, filing clerk ke, ri-amimono ke, nurse ke?

Please specify \_\_\_\_\_

P24. What kind of business/industry did ... work in the past seven days? E.g. Coconut farming, fishing, handicrafts manufacturing, restaurant, office. Kain business ak jikin jermal rōt eo ... ear jermal ie iumin raan ko 7 rej jemlok lok?

Please specify \_\_\_\_\_  
(→GO TO P28)

P25. Was ... available for work in the past seven days? ... ear ke bojak ak maroñ in jermal ilo raan ko jilijimjuon rej jemlok?

1. Yes 2. No (→GO TO P28)

P26. Did ... look for work in the past seven days? ... ear ke kapok an jermal ilo raan ko jilijimjuon rej jemlok lok?

1. Yes (→GO TO P28) 2. No

P27. Why did ... not look for work in the past seven days? Ebajet ke ... ear jab kapok an jermal ilo raan ko jilijimjuon rej jemlok lok?

- |  |                            |
|--|----------------------------|
| 01. Still in School                              | 06. Waiting for rehire/job |
| 02. Believe no job available                     | 07. Retired/Disabled       |
| 03. Awaiting results of previous job application | 08. Housekeeping           |
| 04. Temporary illness                            | 10. Other: _____           |
| 05. Bad weather                                  |                            |

P28. Did ... earn income from any of the following sources in the past 12 months? ... ear ke jermal im elolo jāān ak jeramōn jen men kein ilal iumin alloñ ko joñoul ruo rej jemlok? *(Do not include remittances from abroad and domestic sources or income from home productions - see H18 & A3).*

1. Yes 2. No

A. Wages & Salaries	<input type="checkbox"/>
B. Net receipts from businesses/profession	<input type="checkbox"/>
C. Commissions, tips, bonuses, allowances	<input type="checkbox"/>
D. Interests, dividends, net rental, royalty, income from estates	<input type="checkbox"/>
E. Social Security, retirement, survivor and disability pensions	<input type="checkbox"/>
F. Other _____	<input type="checkbox"/>

P29. What was the total income for ... in the past 12 months from the above sources? Jete oran aolep jāān ak jeramōn ko ... ear loe ilo 12 alloñ ko rej jemlok?

\$ \_\_\_\_\_, \_\_\_\_\_

### ISG#5: FEMALES 15-54 YEARS OF AGE

F1. Has ... ever given birth, even if child died later? ... enañin ke kar wōr nejn (bar bwini ajiri eo/ro emōj an/aer jako )?

1 Yes 2 No (→GO TO NEXT PERSON)

F2. How many children were born alive to ...? Jete nejn ... ajiri?

F3. How many of these children, by sex, are: Jete uwaan ajiri rein im rej: *(Read out the options and record information in the corresponding box)*

	Males	Females
Living		
a.) In the household	_____	_____
b.) Somewhere else in RMI	_____	_____
c.) Overseas	_____	_____
Died	_____	_____
Total	_____	_____

F4. What is the date of birth of ...'s last child born alive? Raan im iio in lōtak an ajiri eo ediktata nejn ... *(including a child that may have died later. If less than 1 year old, enter code '000' for age.)*

M M D D Y Y Y Y Age

F5. What is the sex of the last child born alive? Maan ke kōrā diktata eo?

1. Male 2. Female

F6. Is this child still alive? Ej mour wōt ke diktata eo?

1. Yes 2. No

*Are there more people living here? If yes, continue with Person 2.*

# Person 14

## POPULATION QUESTIONS

# Person 14

First name:

P1. Person #14

02. Spouse/partner

03. Natural Child

04. Adopted Child

05. Grandchild

06. Nephew/niece

07. Stepson/Stepdaughter

08. Son-in-Law/

Daughter-in-Law

09. Father/Mother

10. Brother/Sister

11. Father-in-Law/

Mother-in-Law

12. Brother-in-Law /

Sister-in-Law /

13. Other Relatives

14. Other, Non-Relatives

P2. Where did ... sleep on the night of Sunday, 3<sup>rd</sup> April 2011? Ia eo ... ear kiki ie boñin Sunday, 3<sup>rd</sup> April 2011?

1. Same Household

2. Other household within

the same Atoll/Island

3. Different Atoll/Island

4. Foreign Country

→ GO TO P3

State where ... slept at on Sunday, 3<sup>rd</sup> April 2011:

Likit ia ... ear kiki ie bonin Sunday, 3<sup>rd</sup> April 2011:

Atoll/Country:

P3. Is ... male or female? Emmaan ke kōrā?

1. Male 2. Female

P4. What is ... date of birth and age? Ear lōtak ñaat im jete an iio? (If less than 1 year old, record code '000' for age)

M M D D Y Y Y Y Age

P5. What is ...'s marital status?

1. Never Married

2. Legally Married

3. Common-law/live-in

4. Divorced/Separated

5. Widowed

P6. What is ...'s religious affiliation? Kabuñ ta eo an ...? (For a young child, record the religion of the parents)

01. United Church of Christ

02. Roman Catholic

03. Assembly of God

04. Jehovah's Witnesses

05. Reformed Congregational Church

06. Mormon's

07. SDA

08. BNJ

09. None

10. Other:

98. Refused

P7. What country is ... a citizen of? Armij in ia in?

01. Marshall Islands

02. FSM

03. Palau

04. Kiribati

05. Tuvalu

06. Other Pacific Islands

07. Taiwan, ROC

08. China, PRC

09. Japan

10. Philippines

11. Other Asia

12. USA

13. Other:

98. Don't Know

P8. Does ... have difficulty in: Ewōr ke an ... abañ ilo an:

Insert appropriate code:

1. No difficulty at all

2. Some difficulties

3. A lot of difficulties

4. Cannot do at all

a. Seeing, even wearing glasses

b. Hearing, even with the use of hearing aid

c. Walking, climbing steps or use of arms

d. Remembering or concentrating

P9. What main language does ... speak at home? Kajin ta eo ekkā an ... kōjerbale imweo? (For small children, record the language of the mother or caregiver.)

1. Marshallese

2. English

3. Other

1 or 2, → GO TO P10

State Language:

Language:

P10. Where was ... born? Ia eo ... ar lōtak?

1. RMI

2. Other Countries

Atoll/Country: (→ GO TO ISG#1)

ISG#1: PERSONS 1 YEARS OF AGE AND OVER

P11. Where did ... live 1 year ago? Etan bukon eo ak ia eo ... ear jokwe ie 1 iio emotlok?

Atoll/Country: (→ GO TO ISG#2)

ISG#2: PERSONS 3 YEARS OF AGE AND OVER

FOR PERSONS 3 OR 4 YEARS OF AGE, → GO TO P13

P12. Can ... read, write with understanding a simple sentence in any language? ... emaroñ ke read, jeje im melele juon sentence Ilo jabrewōt kain kajin?

1. Yes 2. No (→ GO TO P13)

In what language? Ilo Kajin rōt?

English? 1. Yes 2. No

Other:

Other:

P13. Is... currently enrolled in a school or pursuing any other form of education or training? ... ej bed ke ilo jikuul ak ilo jabrewōt kain burokram in bukōt jelalokjen ak ilo burokram in kaminene ko?

1. Yes 2. No (→ GO TO P15)

P14. What grade or level or training is ... enrolled? Kain jikuul ak burokram in bukōt jelalokjen ak kaminene rōt eo ... ej bed ie?

1. Preschool/Nursery

2. Kindergarten

3. Elementary

4. Secondary

5. Associate College

(Academic/Occupational)

6. Undergraduate Years

7. Graduate Years or

Professional School

8. Vocational Training

(formal/informal)

9 Other:

P15. What level of educational attainment has ... successfully completed? Class ak grade ta eo eliktata ... ear kadredreklok?

30. Never been to school

31. Preschool/Nursery

32. Kindergarten

Primary School

01. 1<sup>st</sup> Grade

02. 2<sup>nd</sup> Grade

03. 3<sup>rd</sup> Grade

04. 4<sup>th</sup> Grade

05. 5<sup>th</sup> Grade

06. 6<sup>th</sup> Grade

07. 7<sup>th</sup> Grade

08. 8<sup>th</sup> Grade

Secondary School

09. 9<sup>th</sup> Grade

10. 10<sup>th</sup> Grade

11. 11<sup>th</sup> Grade

12. 12<sup>th</sup> Grade, HS Diploma, GED

Post-Secondary Education

13. Some College

14. Associate College - Occupational Program

15. Associate College - Academic Program

16. Bachelor's Degree (BA, AB, BS)

17. Master's Degree (MA, MS, Med, MSW, MBA)

18. Professional School Degree (MD, DDS, LLB, JD)

19. Doctorate Degree (PhD, EdD)

ISG#3: PERSONS 5 YEARS OF AGE AND OLDER

P16. Where did ... live 5 years ago? Etan bukon eo ak ia eo ... ear jokwe ie 5 iio emotlok?

Atoll/Country: (→ GO TO ISG#4)

## ISG#4: PERSONS 15 YEARS OF AGE AND OLDER

P17. Does ... regularly... (one or more a day)? Ekkā ke an... (juon ak elloñ lok jen juon kattōn ilo juon raan)? (Read options below and enter relevant code.)

A. Smoke cigarettes or tobacco (includes pipes & cigars)?	1 Yes 2 No	<input type="text"/>
B. Chew tobacco (includes copenhagen and other snuff)?	1 Yes 2 No	<input type="text"/>
C. Chew Betel nut (includes nut with tobacco)?	1 Yes 2 No	<input type="text"/>

P18. Has ... ever been a regular ... (one or more a day)? ... enañin ke kar ... (juon ak elloñ jen juon kattōn ilo juon raan)? (Read options below and enter relevant code.) Ask only where response to questions P17 (a,b,c) = 2.

A. Cigarettes or tobacco smoker (includes pipes & cigars)?	1 Yes 2 No	<input type="text"/>
B. Tobacco chewer (includes copenhagen and other snuff)?	1 Yes 2 No	<input type="text"/>
C. Betel nut chewer (includes nut with tobacco)?	1 Yes 2 No	<input type="text"/>

P19. Did ... have any work in the past 7 days, either full-time or part-time? Ear wōr ke an ... jermal ak business ilo raan ko jilijimjuon rej jemlok lok? (Include work for cash pay, payment in kind, unpaid work in a family business and home production activities).

1. Yes (→GO TO P21) 2. No

P20. Did ... have a job or business that he/she did not work in the past seven days? Ear wōr ke an ... jermal ak business im ear jab jermal ie ilo raan ko jilijimjuon rej jemlok?

1. Yes 2. No (→GO TO P25)

P21. What type of work/activity does ... usually do? Kain jermal rōt eo ... ekkā an kōmmane:

1. Work for pay - Employee (Private)
2. Work for pay - Employee (Government)
3. Self employed without any employee as defined in "4"
4. Employer in any family owned and operated farm/business (with one or more regular paid employees)
5. Volunteer work
6. Unpaid work in a family business
7. Producing goods (farm, fishing, handicrafts, etc.) mainly for sale
8. Producing goods (farm, fishing etc.) mainly for own consumption

P22. How many hours did ... work in the past 7 days? Jete awa eo ... ear jermal iumin raan ko jilijimjuon rej jemlok?

- a.) At paid job or business (Codes 1 to 6 above)
- b.) At home production activities (Codes 7 & 8)

P23. What was ...'s activity/occupation during the past seven days? E.g. Coconut farmer, fisherman, filing clerk, handicraft maker, nurse. Jermal rōt eo an ... iumin raan ko jilijimjuon rej jemlok? Einwōt ri-kawainini ke, ri-eñod ke, filing clerk ke, ri-amimono ke, nurse ke?

Please specify

P24. What kind of business/industry did ... work in the past seven days? E.g. Coconut farming, fishing, handicrafts manufacturing, restaurant, office. Kain business ak jikin jermal rōt eo ... ear jermal ie iumin raan ko 7 rej jemlok lok?

Please specify

(→GO TO P28)

P25. Was ... available for work in the past seven days? ... ear ke bojak ak maroñ in jermal ilo raan ko jilijimjuon rej jemlok?

1. Yes 2. No (→GO TO P28)

P26. Did ... look for work in the past seven days? ... ear ke kapok an jermal ilo raan ko jilijimjuon rej jemlok lok?

1. Yes (→GO TO P28) 2. No

P27. Why did ... not look for work in the past seven days? Ebajet ke ... ear jab kapok an jermal ilo raan ko jilijimjuon rej jemlok lok?

- |  |                                 |
|--|---------------------------------|
| 01. Still in School                              | 06. Waiting for rehire/job      |
| 02. Believe no job available                     | 07. Retired/Disabled            |
| 03. Awaiting results of previous job application | 08. Housekeeping                |
| 04. Temporary illness                            | 10. Other: <input type="text"/> |
| 05. Bad weather                                  |                                 |

P28. Did ... earn income from any of the following sources in the past 12 months? ... ear ke jermal im elolo jāān ak jeramōn jen men kein ilal iumin alloñ ko joñoul ruo rej jemlok? (Do not include remittances from abroad and domestic sources or income from home productions - see H18 & A3).

1. Yes 2. No

A. Wages & Salaries	<input type="text"/>
B. Net receipts from businesses/profession	<input type="text"/>
C. Commissions, tips, bonuses, allowances	<input type="text"/>
D. Interests, dividends, net rental, royalty, income from estates	<input type="text"/>
E. Social Security, retirement, survivor and disability pensions	<input type="text"/>
F. Other <input type="text"/>	<input type="text"/>

P29. What was the total income for ... in the past 12 months from the above sources? Jete oran aolep jāān ak jeramōn ko ... ear loe ilo 12 alloñ ko rej jemlok?

\$

## ISG#5: FEMALES 15-54 YEARS OF AGE

F1. Has ... ever given birth, even if child died later? ... enañin ke kar wōr nejn (bar bwini ajiri eo/ro emōj an/aer jako )?

1 Yes 2 No (→GO TO NEXT PERSON)

F2. How many children were born alive to ...? Jete nejn ... ajiri?

F3. How many of these children, by sex, are: Jete uwaan ajiri rein im rej: (Read out the options and record information in the corresponding box)

	Males	Females
Living		
a.) In the household	<input type="text"/>	<input type="text"/>
b.) Somewhere else in RMI	<input type="text"/>	<input type="text"/>
c.) Overseas	<input type="text"/>	<input type="text"/>
Died	<input type="text"/>	<input type="text"/>
Total	<input type="text"/>	<input type="text"/>

F4. What is the date of birth of ...'s last child born alive? Raan im iio in lōtak an ajiri eo ediktata nejn ... (including a child that may have died later. If less than 1 year old, enter code '000' for age.)

M	M	D	D	Y	Y	Y	Y	Age
<input type="text"/>	<input type="text"/>	<input type="text"/>	<input type="text"/>	<input type="text"/>	<input type="text"/>	<input type="text"/>	<input type="text"/>	<input type="text"/>

F5. What is the sex of the last child born alive? Maan ke kōrā diktata eo?

1. Male 2. Female

F6. Is this child still alive? Ej mour wōt ke diktata eo?

1. Yes 2. No

Are there more people living here? If yes, continue with Person 2.

# Person 15

## POPULATION QUESTIONS

# Person 15

First name:

P1. Person #15

02. Spouse/partner

03. Natural Child

04. Adopted Child

05. Grandchild

06. Nephew/niece

07. Stepson/Stepdaughter

08. Son-in-Law/

Daughter-in-Law

09. Father/Mother

10. Brother/Sister

11. Father-in-Law/  
Mother-in-Law

12. Brother-in-Law /

Sister-in-Law /

13. Other Relatives

14. Other, Non-Relatives

P2. Where did ... sleep on the night of Sunday, 3<sup>rd</sup> April 2011? Ia eo ... ear kiki ie boñin Sunday, 3<sup>rd</sup> April 2011?

1. Same Household

2. Other household within

the same Atoll/Island

3. Different Atoll/Island

4. Foreign Country

→ GO TO P3

State where ... slept at on Sunday, 3<sup>rd</sup> April 2011:

Likit ia ... ear kiki ie bonin Sunday, 3<sup>rd</sup> April 2011:

Atoll/Country:

P3. Is ... male or female? Emmaan ke kōrā?

1. Male 2. Female

P4. What is ... date of birth and age? Ear lōtak ñaat im jete an iio? (If less than 1 year old, record code '000' for age)

M

M

D

D

Y

Y

Y

Y

Age

P5. What is ...'s marital status?

1. Never Married

2. Legally Married

3. Common-law/live-in

4. Divorced/Separated

5. Widowed

P6. What is ...'s religious affiliation? Kabuñ ta eo an ...? (For a young child, record the religion of the parents)

01. United Church of Christ

02. Roman Catholic

03. Assembly of God

04. Jehovah's Witnesses

05. Reformed Congregational Church

06. Mormon's

07. SDA

08. BNJ

09. None

10. Other: \_\_\_\_\_

98. Refused

P7. What country is ... a citizen of? Armij in ia in?

01. Marshall Islands

02. FSM

03. Palau

04. Kiribati

05. Tuvalu

06. Other Pacific Islands

07. Taiwan, ROC

08. China, PRC

09. Japan

10. Philippines

11. Other Asia

12. USA

13. Other: \_\_\_\_\_

98. Don't Know

P8. Does ... have difficulty in: Ewōr ke an ... abañ ilo an:

Insert appropriate code:

1. No difficulty at all

2. Some difficulties

3. A lot of difficulties

4. Cannot do at all

a. Seeing, even wearing glasses

b. Hearing, even with the use of hearing aid

c. Walking, climbing steps or use of arms

d. Remembering or concentrating

P9. What main language does ... speak at home? Kajin ta eo ekkā an ... kōjerbale imweo? (For small children, record the language of the mother or caregiver.)

1. Marshallese

2. English

3. Other

1 or 2, → GO TO P10

State Language:

Language: \_\_\_\_\_

P10. Where was ... born? Ia eo ... ar lōtak?

1. RMI

2. Other Countries

Atoll/Country: \_\_\_\_\_ (→GO TO ISG#1)

ISG#1: PERSONS 1 YEARS OF AGE AND OVER

P11. Where did ... live 1 year ago? Etan bukon eo ak ia eo ... ear jokwe ie 1 iio emotlok?

Atoll/Country: \_\_\_\_\_ (→GO TO ISG#2)

ISG#2: PERSONS 3 YEARS OF AGE AND OVER

FOR PERSONS 3 OR 4 YEARS OF AGE, →GO TO P13

P12. Can ... read, write with understanding a simple sentence in any language? ... emaroñ ke read, jeje im melele juon sentence Ilo jabrewōt kain kajin?

1. Yes 2. No (→GO TO P13)

In what language? Ilo Kajin rōt?

English?

1. Yes 2. No

Other: \_\_\_\_\_

Other: \_\_\_\_\_

P13. Is... currently enrolled in a school or pursuing any other form of education or training? ... ej bed ke ilo jikuul ak ilo jabrewōt kain burokram in bukōt jelalokjen ak ilo burokram in kaminene ko?

1. Yes

2. No (→GO TO P15)

P14. What grade or level or training is ... enrolled? Kain jikuul ak burokram in bukōt jelalokjen ak kaminene rōt eo ... ej bed ie?

1. Preschool/Nursery

2. Kindergarten

3. Elementary

4. Secondary

5. Associate College

(Academic/Occupational)

6. Undergraduate Years

7. Graduate Years or

Professional School

8. Vocational Training

(formal/informal)

9 Other: \_\_\_\_\_

P15. What level of educational attainment has ... successfully completed? Class ak grade ta eo eliktata ... ear kadredreklok?

30. Never been to school

31. Preschool/Nursery

32. Kindergarten

Primary School

01. 1<sup>st</sup> Grade

02. 2<sup>nd</sup> Grade

03. 3<sup>rd</sup> Grade

04. 4<sup>th</sup> Grade

05. 5<sup>th</sup> Grade

06. 6<sup>th</sup> Grade

07. 7<sup>th</sup> Grade

08. 8<sup>th</sup> Grade

Secondary School

09. 9<sup>th</sup> Grade

10. 10<sup>th</sup> Grade

11. 11<sup>th</sup> Grade

12. 12<sup>th</sup> Grade, HS Diploma, GED

Post-Secondary Education

13. Some College

14. Associate College - Occupational Program

15. Associate College - Academic Program

16. Bachelor's Degree (BA, AB, BS)

17. Master's Degree (MA, MS, Med, MSW, MBA)

18. Professional School Degree (MD, DDS, LLB, JD)

19. Doctorate Degree (PhD, EdD)

ISG#3: PERSONS 5 YEARS OF AGE AND OLDER

P16. Where did ... live 5 years ago? Etan bukon eo ak ia eo ... ear jokwe ie 5 iio emotlok?

Atoll/Country: \_\_\_\_\_ (→GO TO ISG#4)

## ISG#4: PERSONS 15 YEARS OF AGE AND OLDER

P17. Does ... regularly... (one or more a day)? Ekkā ke an... (juon ak elloñ lok jen juon kattōn ilo juon raan)? (Read options below and enter relevant code.)

A. Smoke cigarettes or tobacco (includes pipes & cigars)?	1 Yes 2 No	<input type="checkbox"/>
B. Chew tobacco (includes copenhagen and other snuff)?	1 Yes 2 No	<input type="checkbox"/>
C. Chew Betel nut (includes nut with tobacco)?	1 Yes 2 No	<input type="checkbox"/>

P18. Has ... ever been a regular ... (one or more a day)? ... enañin ke kar ... (juon ak elloñ jen juon kattōn ilo juon raan)? (Read options below and enter relevant code.) Ask only where response to questions P17 (a,b,c) = 2.

A. Cigarettes or tobacco smoker (includes pipes & cigars)?	1 Yes 2 No	<input type="checkbox"/>
B. Tobacco chewer (includes copenhagen and other snuff)?	1 Yes 2 No	<input type="checkbox"/>
C. Betel nut chewer (includes nut with tobacco)?	1 Yes 2 No	<input type="checkbox"/>

P19. Did ... have any work in the past 7 days, either full-time or part-time? Ear wōr ke an ... jermal ak business ilo raan ko jilijimjuon rej jemlok lok? (Include work for cash pay, payment in kind, unpaid work in a family business and home production activities).

1. Yes (→GO TO P21) 2. No ☐

P20. Did ... have a job or business that he/she did not work in the past seven days? Ear wōr ke an ... jermal ak business im ear jab jermal ie ilo raan ko jilijimjuon rej jemlok?

1. Yes 2. No (→GO TO P25) ☐

P21. What type of work/activity does ... usually do? Kain jermal rōt eo ... ekkā an kōmmane:

1. Work for pay - Employee (Private) ☐
2. Work for pay - Employee (Government)
3. Self employed without any employee as defined in "4"
4. Employer in any family owned and operated farm/business (with one or more regular paid employees)
5. Volunteer work
6. Unpaid work in a family business
7. Producing goods (farm, fishing, handicrafts, etc.) mainly for sale
8. Producing goods (farm, fishing etc.) mainly for own consumption

P22. How many hours did ... work in the past 7 days? Jete awa eo ... ear jermal iumin raan ko jilijimjuon rej jemlok?

- a.) At paid job or business (Codes 1 to 6 above)
- b.) At home production activities (Codes 7 & 8)

P23. What was ...'s activity/occupation during the past seven days? E.g. Coconut farmer, fisherman, filing clerk, handicraft maker, nurse. Jermal rōt eo an ... iumin raan ko jilijimjuon rej jemlok? Einwōt ri-kawainini ke, ri-eñod ke, filing clerk ke, ri-amimono ke, nurse ke?

Please specify

P24. What kind of business/industry did ... work in the past seven days? E.g. Coconut farming, fishing, handicrafts manufacturing, restaurant, office. Kain business ak jikin jermal rōt eo ... ear jermal ie iumin raan ko 7 rej jemlok lok?

Please specify

(→GO TO P28)

P25. Was ... available for work in the past seven days? ... ear ke bojak ak maroñ in jermal ilo raan ko jilijimjuon rej jemlok?

1. Yes 2. No (→GO TO P28) ☐

P26. Did ... look for work in the past seven days? ... ear ke kapok an jermal ilo raan ko jilijimjuon rej jemlok lok?

1. Yes (→GO TO P28) 2. No ☐

P27. Why did ... not look for work in the past seven days? Ebajet ke ... ear jab kapok an jermal ilo raan ko jilijimjuon rej jemlok lok?

- |  |                                 |                          |
|--|---------------------------------|--------------------------|
| 01. Still in School                              | 06. Waiting for rehire/job      | <input type="checkbox"/> |
| 02. Believe no job available                     | 07. Retired/Disabled            |                          |
| 03. Awaiting results of previous job application | 08. Housekeeping                |                          |
| 04. Temporary illness                            | 10. Other: <input type="text"/> |                          |
| 05. Bad weather                                  |                                 |                          |

P28. Did ... earn income from any of the following sources in the past 12 months? ... ear ke jermal im elolo jāān ak jeramōn jen men kein ilal iumin alloñ ko joñoul ruo rej jemlok? (Do not include remittances from abroad and domestic sources or income from home productions - see H18 & A3).

1. Yes 2. No

A. Wages & Salaries	<input type="checkbox"/>
B. Net receipts from businesses/profession	<input type="checkbox"/>
C. Commissions, tips, bonuses, allowances	<input type="checkbox"/>
D. Interests, dividends, net rental, royalty, income from estates	<input type="checkbox"/>
E. Social Security, retirement, survivor and disability pensions	<input type="checkbox"/>
F. Other <input type="text"/>	<input type="checkbox"/>

P29. What was the total income for ... in the past 12 months from the above sources? Jete oran aolep jāān ak jeramōn ko ... ear loe ilo 12 alloñ ko rej jemlok?

\$

## ISG#5: FEMALES 15-54 YEARS OF AGE

F1. Has ... ever given birth, even if child died later? ... enañin ke kar wōr nejn (bar bwini ajiri eo/ro emōj an/aer jako )?

1 Yes 2 No (→GO TO NEXT PERSON) ☐

F2. How many children were born alive to ...? Jete nejn ... ajiri?

F3. How many of these children, by sex, are: Jete uwaan ajiri rein im rej: (Read out the options and record information in the corresponding box)

	Males	Females
Living		
a.) In the household	<input type="text"/>	<input type="text"/>
b.) Somewhere else in RMI	<input type="text"/>	<input type="text"/>
c.) Overseas	<input type="text"/>	<input type="text"/>
Died	<input type="text"/>	<input type="text"/>
Total	<input type="text"/>	<input type="text"/>

F4. What is the date of birth of ...'s last child born alive? Raan im iio in lōtak an ajiri eo ediktata nejn ... (including a child that may have died later. If less than 1 year old, enter code '000' for age.)

M M D D Y Y Y Y Age

F5. What is the sex of the last child born alive? Maan ke kōrā diktata eo? ☐

1. Male 2. Female

F6. Is this child still alive? Ej mour wōt ke diktata eo?

1. Yes 2. No ☐

Are there more people living here? If yes, continue with Person 2.



# Person 16

## POPULATION QUESTIONS

# Person 16

First name:

P1. Person #16

- |                                    |                                       |
|------------------------------------|---------------------------------------|
| 02. Spouse/partner                 | 09. Father/Mother                     |
| 03. Natural Child                  | 10. Brother/Sister                    |
| 04. Adopted Child                  | 11. Father-in-Law/<br>Mother-in-Law   |
| 05. Grandchild                     | 12. Brother-in-Law /<br>Sister-in-Law |
| 06. Nephew/niece                   | 13. Other Relatives                   |
| 07. Stepson/Stepdaughter           | 14. Other, Non-Relatives              |
| 08. Son-in-Law/<br>Daughter-in-Law |                                       |

P2. Where did ... sleep on the night of Sunday, 3<sup>rd</sup> April 2011? Ia eo ... ear kiki ie boñin Sunday, 3<sup>rd</sup> April 2011?

- Same Household
- Other household within the same Atoll/Island
- Different Atoll/Island
- Foreign Country

State where ... slept at on Sunday, 3<sup>rd</sup> April 2011:  
Likit ia ... ear kiki ie bonin Sunday, 3<sup>rd</sup> April 2011:

Atoll/Country: \_\_\_\_\_

P3. Is ... male or female? Emmaan ke kōrā?  
1. Male 2. Female

P4. What is ... date of birth and age? Ear lōtak ñaat im jete an iio? (If less than 1 year old, record code '000' for age)

M M D D Y Y Y Y Age

P5. What is ...'s marital status?

- Never Married
- Legally Married
- Common-law/live-in
- Divorced/Separated
- Widowed

P6. What is ...'s religious affiliation? Kabuñ ta eo an ...? (For a young child, record the religion of the parents)

- United Church of Christ
- Roman Catholic
- Assembly of God
- Jehovah's Witnesses
- Reformed Congregational Church
- Mormon's
- SDA
- BNJ
- None
- Other: \_\_\_\_\_
- Refused

P7. What country is ... a citizen of? Armij in ia in?

- Marshall Islands
- FSM
- Palau
- Kiribati
- Tuvalu
- Other Pacific Islands
- Taiwan, ROC
- China, PRC
- Japan
- Philippines
- Other Asia
- USA
- Other: \_\_\_\_\_
- Don't Know

P8. Does ... have difficulty in: Ewōr ke an ... abañ ilo an:

Insert appropriate code:

- No difficulty at all
- Some difficulties
- A lot of difficulties
- Cannot do at all

- Seeing, even wearing glasses
- Hearing, even with the use of hearing aid
- Walking, climbing steps or use of arms
- Remembering or concentrating

P9. What main language does ... speak at home? Kajin ta eo ekkā an ... kōjerbale imweo? (For small children, record the language of the mother or caregiver.)

- Marshallese
- English
- Other

State Language:

Language: \_\_\_\_\_

P10. Where was ... born? Ia eo ... ar lōtak?

- RMI
- Other Countries

Atoll/Country: \_\_\_\_\_ (→GO TO ISG#1)

ISG#1: PERSONS 1 YEARS OF AGE AND OVER

P11. Where did ... live 1 year ago? Etan bukon eo ak ia eo ... ear jokwe ie 1 iio emotlok?

Atoll/Country: \_\_\_\_\_ (→GO TO ISG#2)

ISG#2: PERSONS 3 YEARS OF AGE AND OVER

FOR PERSONS 3 OR 4 YEARS OF AGE, →GO TO P13

P12. Can ... read, write with understanding a simple sentence in any language? ... emaroñ ke read, jeje im melele juon sentence Ilo jabrewōt kain kajin?

- Yes
- No (→GO TO P13)

In what language? Ilo Kajin rōt?

English? 1. Yes 2. No

Other: \_\_\_\_\_

Other: \_\_\_\_\_

P13. Is... currently enrolled in a school or pursuing any other form of education or training? ... ej bed ke ilo jikuul ak ilo jabrewōt kain burokram in bukōt jelalokjen ak ilo burokram in kaminene ko?

- Yes
- No (→GO TO P15)

P14. What grade or level or training is ... enrolled? Kain jikuul ak burokram in bukōt jelalokjen ak kaminene rōt eo ... ej bed ie?

- Preschool/Nursery
- Kindergarten
- Elementary
- Secondary
- Associate College (Academic/Occupational)
- Undergraduate Years
- Graduate Years or Professional School
- Vocational Training (formal/informal)

9 Other: \_\_\_\_\_

P15. What level of educational attainment has ... successfully completed? Class ak grade ta eo eliktata ... ear kadredreklok?

- Never been to school
- Preschool/Nursery
- Kindergarten

Primary School

- 1<sup>st</sup> Grade
- 2<sup>nd</sup> Grade
- 3<sup>rd</sup> Grade
- 4<sup>th</sup> Grade
- 5<sup>th</sup> Grade
- 6<sup>th</sup> Grade
- 7<sup>th</sup> Grade
- 8<sup>th</sup> Grade

Secondary School

- 9<sup>th</sup> Grade
- 10<sup>th</sup> Grade
- 11<sup>th</sup> Grade
- 12<sup>th</sup> Grade, HS Diploma, GED

Post-Secondary Education

- Some College
- Associate College - Occupational Program
- Associate College - Academic Program
- Bachelor's Degree (BA, AB, BS)
- Master's Degree (MA, MS, Med, MSW, MBA)
- Professional School Degree (MD, DDS, LLB, JD)
- Doctorate Degree (PhD, EdD)

ISG#3: PERSONS 5 YEARS OF AGE AND OLDER

P16. Where did ... live 5 years ago? Etan bukon eo ak ia eo ... ear jokwe ie 5 iio emotlok?

Atoll/Country: \_\_\_\_\_ (→GO TO ISG#4)

## ISG#4: PERSONS 15 YEARS OF AGE AND OLDER

P17. Does ... regularly... (one or more a day)? Ekkā ke an... (juon ak elloñ lok jen juon kattōn ilo juon raan)? (Read options below and enter relevant code.)

A. Smoke cigarettes or tobacco (includes pipes & cigars)?	1 Yes 2 No	<input type="text"/>
B. Chew tobacco (includes copenhagen and other snuff)?	1 Yes 2 No	<input type="text"/>
C. Chew Betel nut (includes nut with tobacco)?	1 Yes 2 No	<input type="text"/>

P18. Has ... ever been a regular ... (one or more a day)? ... enañin ke kar ... (juon ak elloñ jen juon kattōn ilo juon raan)? (Read options below and enter relevant code.) Ask only where response to questions P17 (a,b,c) = 2.

A. Cigarettes or tobacco smoker (includes pipes & cigars)?	1 Yes 2 No	<input type="text"/>
B. Tobacco chewer (includes copenhagen and other snuff)?	1 Yes 2 No	<input type="text"/>
C. Betel nut chewer (includes nut with tobacco)?	1 Yes 2 No	<input type="text"/>

P19. Did ... have any work in the past 7 days, either full-time or part-time? Ear wōr ke an ... jermal ak business ilo raan ko jilijimjuon rej jemlok lok? (Include work for cash pay, payment in kind, unpaid work in a family business and home production activities).

1. Yes (→GO TO P21) 2. No

P20. Did ... have a job or business that he/she did not work in the past seven days? Ear wōr ke an ... jermal ak business im ear jab jermal ie ilo raan ko jilijimjuon rej jemlok?

1. Yes 2. No (→GO TO P25)

P21. What type of work/activity does ... usually do? Kain jermal rōt eo ... ekkā an kōmmane:

1. Work for pay - Employee (Private)
2. Work for pay - Employee (Government)
3. Self employed without any employee as defined in "4"
4. Employer in any family owned and operated farm/business (with one or more regular paid employees)
5. Volunteer work
6. Unpaid work in a family business
7. Producing goods (farm, fishing, handicrafts, etc.) mainly for sale
8. Producing goods (farm, fishing etc.) mainly for own consumption

P22. How many hours did ... work in the past 7 days? Jete awa eo ... ear jermal iumin raan ko jilijimjuon rej jemlok?

- a.) At paid job or business (Codes 1 to 6 above)
- b.) At home production activities (Codes 7 & 8)

P23. What was ...'s activity/occupation during the past seven days? E.g. Coconut farmer, fisherman, filing clerk, handicraft maker, nurse. Jermal rōt eo an ... iumin raan ko jilijimjuon rej jemlok? Einwōt ri-kawainini ke, ri-eñod ke, filing clerk ke, ri-amimono ke, nurse ke?

Please specify

P24. What kind of business/industry did ... work in the past seven days? E.g. Coconut farming, fishing, handicrafts manufacturing, restaurant, office. Kain business ak jikin jermal rōt eo ... ear jermal ie iumin raan ko 7 rej jemlok lok?

Please specify

(→GO TO P28)

P25. Was ... available for work in the past seven days? ... ear ke bojak ak maroñ in jermal ilo raan ko jilijimjuon rej jemlok?

1. Yes 2. No (→GO TO P28)

P26. Did ... look for work in the past seven days? ... ear ke kapok an jermal ilo raan ko jilijimjuon rej jemlok lok?

1. Yes (→GO TO P28) 2. No

P27. Why did ... not look for work in the past seven days? Ebajet ke ... ear jab kapok an jermal ilo raan ko jilijimjuon rej jemlok lok?

- |  |                                 |
|--|---------------------------------|
| 01. Still in School                              | 06. Waiting for rehire/job      |
| 02. Believe no job available                     | 07. Retired/Disabled            |
| 03. Awaiting results of previous job application | 08. Housekeeping                |
| 04. Temporary illness                            | 10. Other: <input type="text"/> |
| 05. Bad weather                                  |                                 |

P28. Did ... earn income from any of the following sources in the past 12 months? ... ear ke jermal im elolo jāān ak jeramōn jen men kein ilal iumin alloñ ko joñoul ruo rej jemlok? (Do not include remittances from abroad and domestic sources or income from home productions - see H18 & A3).

1. Yes 2. No

A. Wages & Salaries	<input type="text"/>
B. Net receipts from businesses/profession	<input type="text"/>
C. Commissions, tips, bonuses, allowances	<input type="text"/>
D. Interests, dividends, net rental, royalty, income from estates	<input type="text"/>
E. Social Security, retirement, survivor and disability pensions	<input type="text"/>
F. Other <input type="text"/>	<input type="text"/>

P29. What was the total income for ... in the past 12 months from the above sources? Jete oran aolep jāān ak jeramōn ko ... ear loe ilo 12 alloñ ko rej jemlok?

\$

## ISG#5: FEMALES 15-54 YEARS OF AGE

F1. Has ... ever given birth, even if child died later? ... enañin ke kar wōr nejn (bar bwini ajiri eo/ro emōj an/aer jako )?

1 Yes 2 No (→GO TO NEXT PERSON)

F2. How many children were born alive to ...? Jete nejn ... ajiri?

F3. How many of these children, by sex, are: Jete uwaan ajiri rein im rej: (Read out the options and record information in the corresponding box)

	Males	Females
Living		
a.) In the household	<input type="text"/>	<input type="text"/>
b.) Somewhere else in RMI	<input type="text"/>	<input type="text"/>
c.) Overseas	<input type="text"/>	<input type="text"/>
Died	<input type="text"/>	<input type="text"/>
Total	<input type="text"/>	<input type="text"/>

F4. What is the date of birth of ...'s last child born alive? Raan im iio in lōtak an ajiri eo ediktata nejn ... (including a child that may have died later. If less than 1 year old, enter code '000' for age.)

M	M	D	D	Y	Y	Y	Y	Age
<input type="text"/>	<input type="text"/>	<input type="text"/>	<input type="text"/>	<input type="text"/>	<input type="text"/>	<input type="text"/>	<input type="text"/>	<input type="text"/>

F5. What is the sex of the last child born alive? Maan ke kōrā diktata eo?

1. Male 2. Female

F6. Is this child still alive? Ej mour wōt ke diktata eo?

1. Yes 2. No

Are there more people living here? If yes, continue with Person 2.



# Person 17

## POPULATION QUESTIONS

# Person 17

First name:

P1. Person #17

02. Spouse/partner

03. Natural Child

04. Adopted Child

05. Grandchild

06. Nephew/niece

07. Stepson/Stepdaughter

08. Son-in-Law/

Daughter-in-Law

09. Father/Mother

10. Brother/Sister

11. Father-in-Law/

Mother-in-Law

12. Brother-in-Law /

Sister-in-Law /

13. Other Relatives

14. Other, Non-Relatives

P2. Where did ... sleep on the night of Sunday, 3<sup>rd</sup> April 2011? Ia eo ... ear kiki ie boñin Sunday, 3<sup>rd</sup> April 2011?

1. Same Household

2. Other household within

the same Atoll/Island

3. Different Atoll/Island

4. Foreign Country

→ GO TO P3

State where ... slept at on Sunday, 3<sup>rd</sup> April 2011:

Likit ia ... ear kiki ie bonin Sunday, 3<sup>rd</sup> April 2011:

Atoll/Country:

P3. Is ... male or female? Emmaan ke kōrā?

1. Male 2. Female

P4. What is ... date of birth and age? Ear lōtak ñaat im jete an iio? (If less than 1 year old, record code '000' for age)

M M D D Y Y Y Y Age

P5. What is ...'s marital status?

1. Never Married

2. Legally Married

3. Common-law/live-in

4. Divorced/Separated

5. Widowed

P6. What is ...'s religious affiliation? Kabuñ ta eo an ...? (For a young child, record the religion of the parents)

01. United Church of Christ

02. Roman Catholic

03. Assembly of God

04. Jehovah's Witnesses

05. Reformed Congregational Church

06. Mormon's

07. SDA

08. BNJ

09. None

10. Other: \_\_\_\_\_

98. Refused

P7. What country is ... a citizen of? Armij in ia in?

01. Marshall Islands

02. FSM

03. Palau

04. Kiribati

05. Tuvalu

06. Other Pacific Islands

07. Taiwan, ROC

08. China, PRC

09. Japan

10. Philippines

11. Other Asia

12. USA

13. Other: \_\_\_\_\_

98. Don't Know

P8. Does ... have difficulty in: Ewōr ke an ... abañ ilo an:

Insert appropriate code:

1. No difficulty at all

2. Some difficulties

3. A lot of difficulties

4. Cannot do at all

a. Seeing, even wearing glasses

b. Hearing, even with the use of hearing aid

c. Walking, climbing steps or use of arms

d. Remembering or concentrating

P9. What main language does ... speak at home? Kajin ta eo ekkā an ... kōjerbale imweo? (For small children, record the language of the mother or caregiver.)

1. Marshallese

2. English

3. Other

1 or 2, → GO TO P10

State Language:

Language: \_\_\_\_\_

P10. Where was ... born? Ia eo ... ar lōtak?

1. RMI

2. Other Countries

Atoll/Country: \_\_\_\_\_ (→GO TO ISG#1)

ISG#1: PERSONS 1 YEARS OF AGE AND OVER

P11. Where did .... live 1 year ago? Etan bukon eo ak ia eo ... ear jokwe ie 1 iio emotlok?

Atoll/Country: \_\_\_\_\_ (→GO TO ISG#2)

ISG#2: PERSONS 3 YEARS OF AGE AND OVER

FOR PERSONS 3 OR 4 YEARS OF AGE, →GO TO P13

P12. Can ... read, write with understanding a simple sentence in any language? ... emaroñ ke read, jeje im melele juon sentence Ilo jabrewōt kain kajin?

1. Yes 2. No (→GO TO P13)

In what language? Ilo Kajin rōt?

English? 1. Yes 2. No

Other: \_\_\_\_\_

Other: \_\_\_\_\_

P13. Is... currently enrolled in a school or pursuing any other form of education or training? ... ej bed ke ilo jikuul ak ilo jabrewōt kain burokram in bukōt jelalokjen ak ilo burokram in kaminene ko?

1. Yes

2. No (→GO TO P15)

P14. What grade or level or training is ... enrolled? Kain jikuul ak burokram in bukōt jelalokjen ak kaminene rōt eo ... ej bed ie?

1. Preschool/Nursery

2. Kindergarten

3. Elementary

4. Secondary

5. Associate College

(Academic/Occupational)

6. Undergraduate Years

7. Graduate Years or

Professional School

8. Vocational Training

(formal/informal)

9 Other: \_\_\_\_\_

P15. What level of educational attainment has ... successfully completed? Class ak grade ta eo eliktata ... ear kadredreklok?

30. Never been to school

31. Preschool/Nursery

32. Kindergarten

Primary School

01. 1<sup>st</sup> Grade

02. 2<sup>nd</sup> Grade

03. 3<sup>rd</sup> Grade

04. 4<sup>th</sup> Grade

05. 5<sup>th</sup> Grade

06. 6<sup>th</sup> Grade

07. 7<sup>th</sup> Grade

08. 8<sup>th</sup> Grade

Secondary School

09. 9<sup>th</sup> Grade

10. 10<sup>th</sup> Grade

11. 11<sup>th</sup> Grade

12. 12<sup>th</sup> Grade, HS Diploma, GED

Post-Secondary Education

13. Some College

14. Associate College - Occupational Program

15. Associate College - Academic Program

16. Bachelor's Degree (BA, AB, BS)

17. Master's Degree (MA, MS, Med, MSW, MBA)

18. Professional School Degree (MD, DDS, LLB, JD)

19. Doctorate Degree (PhD, EdD)

ISG#3: PERSONS 5 YEARS OF AGE AND OLDER

P16. Where did ... live 5 years ago? Etan bukon eo ak ia eo ... ear jokwe ie 5 iio emotlok?

Atoll/Country: \_\_\_\_\_ (→GO TO ISG#4)

## ISG#4: PERSONS 15 YEARS OF AGE AND OLDER

P17. Does ... regularly... (one or more a day)? Ekkā ke an... (juon ak elloñ lok jen juon kattōn ilo juon raan)? (Read options below and enter relevant code.)

A. Smoke cigarettes or tobacco (includes pipes & cigars)?	1 Yes 2 No	<input type="text"/>
B. Chew tobacco (includes copenhagen and other snuff)?	1 Yes 2 No	<input type="text"/>
C. Chew Betel nut (includes nut with tobacco)?	1 Yes 2 No	<input type="text"/>

P18. Has ... ever been a regular ... (one or more a day)? ... enañin ke kar ... (juon ak elloñ jen juon kattōn ilo juon raan)? (Read options below and enter relevant code.) Ask only where response to questions P17 (a,b,c) = 2.

A. Cigarettes or tobacco smoker (includes pipes & cigars)?	1 Yes 2 No	<input type="text"/>
B. Tobacco chewer (includes copenhagen and other snuff)?	1 Yes 2 No	<input type="text"/>
C. Betel nut chewer (includes nut with tobacco)?	1 Yes 2 No	<input type="text"/>

P19. Did ... have any work in the past 7 days, either full-time or part-time? Ear wōr ke an ... jermal ak business ilo raan ko jilijimjuon rej jemlok lok? (Include work for cash pay, payment in kind, unpaid work in a family business and home production activities).

1. Yes (→GO TO P21) 2. No

P20. Did ... have a job or business that he/she did not work in the past seven days? Ear wōr ke an ... jermal ak business im ear jab jermal ie ilo raan ko jilijimjuon rej jemlok?

1. Yes 2. No (→GO TO P25)

P21. What type of work/activity does ... usually do? Kain jermal rōt eo ... ekkā an kōmmane:

1. Work for pay - Employee (Private)
2. Work for pay - Employee (Government)
3. Self employed without any employee as defined in "4"
4. Employer in any family owned and operated farm/business (with one or more regular paid employees)
5. Volunteer work
6. Unpaid work in a family business
7. Producing goods (farm, fishing, handicrafts, etc.) mainly for sale
8. Producing goods (farm, fishing etc.) mainly for own consumption

P22. How many hours did ... work in the past 7 days? Jete awa eo ... ear jermal iumin raan ko jilijimjuon rej jemlok?

- a.) At paid job or business (Codes 1 to 6 above)
- b.) At home production activities (Codes 7 & 8)

P23. What was ...'s activity/occupation during the past seven days? E.g. Coconut farmer, fisherman, filing clerk, handicraft maker, nurse. Jermal rōt eo an ... iumin raan ko jilijimjuon rej jemlok? Einwōt ri-kawainini ke, ri-eñod ke, filing clerk ke, ri-amimono ke, nurse ke?

Please specify

P24. What kind of business/industry did ... work in the past seven days? E.g. Coconut farming, fishing, handicrafts manufacturing, restaurant, office. Kain business ak jikin jermal rōt eo ... ear jermal ie iumin raan ko 7 rej jemlok lok?

Please specify

(→GO TO P28)

P25. Was ... available for work in the past seven days? ... ear ke bojak ak maroñ in jermal ilo raan ko jilijimjuon rej jemlok?

1. Yes 2. No (→GO TO P28)

P26. Did ... look for work in the past seven days? ... ear ke kapok an jermal ilo raan ko jilijimjuon rej jemlok lok?

1. Yes (→GO TO P28) 2. No

P27. Why did ... not look for work in the past seven days? Ebajet ke ... ear jab kapok an jermal ilo raan ko jilijimjuon rej jemlok lok?

- |  |                                 |                      |
|--|---------------------------------|----------------------|
| 01. Still in School                              | 06. Waiting for rehire/job      | <input type="text"/> |
| 02. Believe no job available                     | 07. Retired/Disabled            |                      |
| 03. Awaiting results of previous job application | 08. Housekeeping                |                      |
| 04. Temporary illness                            | 10. Other: <input type="text"/> |                      |

05. Bad weather

P28. Did ... earn income from any of the following sources in the past 12 months? ... ear ke jermal im elolo jāān ak jeramōn jen men kein ilal iumin allōñ ko joñoul ruo rej jemlok? (Do not include remittances from abroad and domestic sources or income from home productions - see H18 & A3).

1. Yes 2. No

A. Wages & Salaries	<input type="text"/>
B. Net receipts from businesses/profession	<input type="text"/>
C. Commissions, tips, bonuses, allowances	<input type="text"/>
D. Interests, dividends, net rental, royalty, income from estates	<input type="text"/>
E. Social Security, retirement, survivor and disability pensions	<input type="text"/>
F. Other <input type="text"/>	<input type="text"/>

P29. What was the total income for ... in the past 12 months from the above sources? Jete oran aolep jāān ak jeramōn ko ... ear loe ilo 12 allōñ ko rej jemlok?

\$

## ISG#5: FEMALES 15-54 YEARS OF AGE

F1. Has ... ever given birth, even if child died later? ... enañin ke kar wōr nejn (bar bwini ajiri eo/ro emōj an/aer jako )?

1 Yes 2 No (→GO TO NEXT PERSON)

F2. How many children were born alive to ...? Jete nejn ... ajiri?

F3. How many of these children, by sex, are: Jete uwaan ajiri rein im rej: (Read out the options and record information in the corresponding box)

	Males	Females
Living		
a.) In the household	<input type="text"/>	<input type="text"/>
b.) Somewhere else in RMI	<input type="text"/>	<input type="text"/>
c.) Overseas	<input type="text"/>	<input type="text"/>
Died	<input type="text"/>	<input type="text"/>
Total	<input type="text"/>	<input type="text"/>

F4. What is the date of birth of ...'s last child born alive? Raan im iio in lōtak an ajiri eo ediktata nejn ... (including a child that may have died later. If less than 1 year old, enter code '000' for age.)

M	M	D	D	Y	Y	Y	Y	Age
<input type="text"/>	<input type="text"/>	<input type="text"/>	<input type="text"/>	<input type="text"/>	<input type="text"/>	<input type="text"/>	<input type="text"/>	<input type="text"/>

F5. What is the sex of the last child born alive? Maan ke kōrā diktata eo?

1. Male 2. Female

F6. Is this child still alive? Ej mour wōt ke diktata eo?

1. Yes 2. No

Are there more people living here? If yes, continue with Person 2.

# Person 18

## POPULATION QUESTIONS

# Person 18

First name:

P1. Person #18

02. Spouse/partner

03. Natural Child

04. Adopted Child

05. Grandchild

06. Nephew/niece

07. Stepson/Stepdaughter

08. Son-in-Law/

Daughter-in-Law

09. Father/Mother

10. Brother/Sister

11. Father-in-Law/

Mother-in-Law

12. Brother-in-Law /

Sister-in-Law /

13. Other Relatives

14. Other, Non-Relatives

P2. Where did ... sleep on the night of Sunday, 3<sup>rd</sup> April 2011? Ia eo ... ear kiki ie boñin Sunday, 3<sup>rd</sup> April 2011?

1. Same Household

2. Other household within

the same Atoll/Island

3. Different Atoll/Island

4. Foreign Country

→ GO TO P3

State where ... slept at on Sunday, 3<sup>rd</sup> April 2011:

Likit ia ... ear kiki ie bonin Sunday, 3<sup>rd</sup> April 2011:

Atoll/Country: \_\_\_\_\_

P3. Is ... male or female? Emmaan ke kōrā?

1. Male 2. Female

P4. What is ... date of birth and age? Ear lōtak ñaat im jete an iio? (If less than 1 year old, record code '000' for age)

M M D D Y Y Y Y Age

P5. What is ...'s marital status?

1. Never Married

2. Legally Married

3. Common-law/live-in

4. Divorced/Separated

5. Widowed

P6. What is ...'s religious affiliation? Kabuñ ta eo an ...? (For a young child, record the religion of the parents)

01. United Church of Christ

02. Roman Catholic

03. Assembly of God

04. Jehovah's Witnesses

05. Reformed Congregational Church

06. Mormon's

07. SDA

08. BNJ

09. None

10. Other: \_\_\_\_\_

98. Refused

P7. What country is ... a citizen of? Armij in ia in?

01. Marshall Islands

02. FSM

03. Palau

04. Kiribati

05. Tuvalu

06. Other Pacific Islands

07. Taiwan, ROC

08. China, PRC

09. Japan

10. Philippines

11. Other Asia

12. USA

13. Other: \_\_\_\_\_

98. Don't Know

P8. Does ... have difficulty in: Ewōr ke an ... abañ ilo an:

Insert appropriate code:

1. No difficulty at all

2. Some difficulties

3. A lot of difficulties

4. Cannot do at all

a. Seeing, even wearing glasses

b. Hearing, even with the use of hearing aid

c. Walking, climbing steps or use of arms

d. Remembering or concentrating

P9. What main language does ... speak at home? Kajin ta eo ekkā an ... kōjerbale imweo? (For small children, record the language of the mother or caregiver.)

1. Marshallese

2. English

3. Other

1 or 2, → GO TO P10

State Language:

Language: \_\_\_\_\_

P10. Where was ... born? Ia eo ... ar lōtak?

1. RMI

2. Other Countries

Atoll/Country: \_\_\_\_\_ (→GO TO ISG#1)

ISG#1: PERSONS 1 YEARS OF AGE AND OVER

P11. Where did ... live 1 year ago? Etan bukon eo ak ia eo ... ear jokwe ie 1 iio emotlok?

Atoll/Country: \_\_\_\_\_ (→GO TO ISG#2)

ISG#2: PERSONS 3 YEARS OF AGE AND OVER

FOR PERSONS 3 OR 4 YEARS OF AGE, →GO TO P13

P12. Can ... read, write with understanding a simple sentence in any language? ... emaroñ ke read, jeje im melele juon sentence Ilo jabrewōt kain kajin?

1. Yes 2. No (→GO TO P13)

In what language? Ilo Kajin rōt?

English? 1. Yes 2. No

Other: \_\_\_\_\_

Other: \_\_\_\_\_

P13. Is... currently enrolled in a school or pursuing any other form of education or training? ... ej bed ke ilo jikuul ak ilo jabrewōt kain burokram in bukōt jelalokjen ak ilo burokram in kaminene ko?

1. Yes

2. No (→GO TO P15)

P14. What grade or level or training is ... enrolled? Kain jikuul ak burokram in bukōt jelalokjen ak kaminene rōt eo ... ej bed ie?

1. Preschool/Nursery

2. Kindergarten

3. Elementary

4. Secondary

5. Associate College

(Academic/Occupational)

6. Undergraduate Years

7. Graduate Years or

Professional School

8. Vocational Training

(formal/informal)

9 Other: \_\_\_\_\_

P15. What level of educational attainment has ... successfully completed? Class ak grade ta eo eliktata ... ear kadredreklok?

30. Never been to school

31. Preschool/Nursery

32. Kindergarten

Primary School

01. 1<sup>st</sup> Grade

02. 2<sup>nd</sup> Grade

03. 3<sup>rd</sup> Grade

04. 4<sup>th</sup> Grade

05. 5<sup>th</sup> Grade

06. 6<sup>th</sup> Grade

07. 7<sup>th</sup> Grade

08. 8<sup>th</sup> Grade

Secondary School

09. 9<sup>th</sup> Grade

10. 10<sup>th</sup> Grade

11. 11<sup>th</sup> Grade

12. 12<sup>th</sup> Grade, HS Diploma, GED

Post-Secondary Education

13. Some College

14. Associate College - Occupational Program

15. Associate College - Academic Program

16. Bachelor's Degree (BA, AB, BS)

17. Master's Degree (MA, MS, Med, MSW, MBA)

18. Professional School Degree (MD, DDS, LLB, JD)

19. Doctorate Degree (PhD, EdD)

ISG#3: PERSONS 5 YEARS OF AGE AND OLDER

P16. Where did ... live 5 years ago? Etan bukon eo ak ia eo ... ear jokwe ie 5 iio emotlok?

Atoll/Country: \_\_\_\_\_ (→GO TO ISG#4)

## ISG#4: PERSONS 15 YEARS OF AGE AND OLDER

P17. Does ... regularly... (one or more a day)? Ekkā ke an... (juon ak elloñ lok jen juon kattōn ilo juon raan)? *(Read options below and enter relevant code.)*

A. Smoke cigarettes or tobacco (includes pipes & cigars)?	1 Yes 2 No	<input type="text"/>
B. Chew tobacco (includes copenhagen and other snuff)?	1 Yes 2 No	<input type="text"/>
C. Chew Betel nut (includes nut with tobacco)?	1 Yes 2 No	<input type="text"/>

P18. Has ... ever been a regular ... (one or more a day)? ... enañin ke kar ... (juon ak elloñ jen juon kattōn ilo juon raan)? *(Read options below and enter relevant code.) Ask only where response to questions P17 (a,b,c) = 2.*

A. Cigarettes or tobacco smoker (includes pipes & cigars)?	1 Yes 2 No	<input type="text"/>
B. Tobacco chewer (includes copenhagen and other snuff)?	1 Yes 2 No	<input type="text"/>
C. Betel nut chewer (includes nut with tobacco)?	1 Yes 2 No	<input type="text"/>

P19. Did ... have any work in the past 7 days, either full-time or part-time? Ear wōr ke an ... jermal ak business ilo raan ko jilijimjuon rej jemlok lok? *(Include work for cash pay, payment in kind, unpaid work in a family business and home production activities.)*

1. Yes (→GO TO P21) 2. No

P20. Did ... have a job or business that he/she did not work in the past seven days? Ear wōr ke an ... jermal ak business im ear jab jermal ie ilo raan ko jilijimjuon rej jemlok?

1. Yes 2. No (→GO TO P25)

P21. What type of work/activity does ... usually do? Kain jermal rōt eo ... ekkā an kōmmane:

1. Work for pay - Employee (Private)
2. Work for pay - Employee (Government)
3. Self employed without any employee as defined in "4"
4. Employer in any family owned and operated farm/business (with one or more regular paid employees)
5. Volunteer work
6. Unpaid work in a family business
7. Producing goods (farm, fishing, handicrafts, etc.) mainly for sale
8. Producing goods (farm, fishing etc.) mainly for own consumption

P22. How many hours did ... work in the past 7 days? Jete awa eo ... ear jermal iumin raan ko jilijimjuon rej jemlok?

a.) At paid job or business (Codes 1 to 6 above)

b.) At home production activities (Codes 7 & 8)

P23. What was ...'s activity/occupation during the past seven days? E.g. Coconut farmer, fisherman, filing clerk, handicraft maker, nurse. Jermal rōt eo an ... iumin raan ko jilijimjuon rej jemlok? Einwōt ri-kawainini ke, ri-eñod ke, filing clerk ke, ri-amimono ke, nurse ke?

Please specify

P24. What kind of business/industry did ... work in the past seven days? E.g. Coconut farming, fishing, handicrafts manufacturing, restaurant, office. Kain business ak jikin jermal rōt eo ... ear jermal ie iumin raan ko 7 rej jemlok lok?

Please specify  (→GO TO P28)

P25. Was ... available for work in the past seven days? ... ear ke bojak ak maroñ in jermal ilo raan ko jilijimjuon rej jemlok?

1. Yes 2. No (→GO TO P28)

P26. Did ... look for work in the past seven days? ... ear ke kapok an jermal ilo raan ko jilijimjuon rej jemlok lok?

1. Yes (→GO TO P28) 2. No

P27. Why did ... not look for work in the past seven days? Ebajet ke ... ear jab kapok an jermal ilo raan ko jilijimjuon rej jemlok lok?

- |  |                                 |                      |
|--|---------------------------------|----------------------|
| 01. Still in School                              | 06. Waiting for rehire/job      | <input type="text"/> |
| 02. Believe no job available                     | 07. Retired/Disabled            |                      |
| 03. Awaiting results of previous job application | 08. Housekeeping                |                      |
| 04. Temporary illness                            | 10. Other: <input type="text"/> |                      |
| 05. Bad weather                                  |                                 |                      |

P28. Did ... earn income from any of the following sources in the past 12 months? ... ear ke jermal im elolo jāān ak jeramōn jen men kein ilal iumin alloñ ko joñoul ruo rej jemlok? *(Do not include remittances from abroad and domestic sources or income from home productions - see H18 & A3).*

1. Yes 2. No

A. Wages & Salaries	<input type="text"/>
B. Net receipts from businesses/profession	<input type="text"/>
C. Commissions, tips, bonuses, allowances	<input type="text"/>
D. Interests, dividends, net rental, royalty, income from estates	<input type="text"/>
E. Social Security, retirement, survivor and disability pensions	<input type="text"/>
F. Other <input type="text"/>	<input type="text"/>

P29. What was the total income for ... in the past 12 months from the above sources? Jete oran aolep jāān ak jeramōn ko ... ear loe ilo 12 alloñ ko rej jemlok?

\$

## ISG#5: FEMALES 15-54 YEARS OF AGE

F1. Has ... ever given birth, even if child died later? ... enañin ke kar wōr nejn (bar bwini ajiri eo/ro emōj an/aer jako )?

1 Yes 2 No (→GO TO NEXT PERSON)

F2. How many children were born alive to ...? Jete nejn ... ajiri?

F3. How many of these children, by sex, are: Jete uwaan ajiri rein im rej: *(Read out the options and record information in the corresponding box)*

	Males	Females
Living		
a.) In the household	<input type="text"/>	<input type="text"/>
b.) Somewhere else in RMI	<input type="text"/>	<input type="text"/>
c.) Overseas	<input type="text"/>	<input type="text"/>
Died	<input type="text"/>	<input type="text"/>
Total	<input type="text"/>	<input type="text"/>

F4. What is the date of birth of ...'s last child born alive? Raan im iio in lōtak an ajiri eo ediktata nejn ... *(including a child that may have died later. If less than 1 year old, enter code '000' for age.)*

M	M	D	D	Y	Y	Y	Y	Age
<input type="text"/>	<input type="text"/>	<input type="text"/>	<input type="text"/>	<input type="text"/>	<input type="text"/>	<input type="text"/>	<input type="text"/>	<input type="text"/>

F5. What is the sex of the last child born alive? Maan ke kōrā diktata eo?

1. Male 2. Female

F6. Is this child still alive? Ej mour wōt ke diktata eo?

1. Yes 2. No

*Are there more people living here? If yes, continue with Person 2.*

# Person 19

## POPULATION QUESTIONS

# Person 19

First name:

P1. Person #19

- |                                    |                                       |
|------------------------------------|---------------------------------------|
| 02. Spouse/partner                 | 09. Father/Mother                     |
| 03. Natural Child                  | 10. Brother/Sister                    |
| 04. Adopted Child                  | 11. Father-in-Law/<br>Mother-in-Law   |
| 05. Grandchild                     | 12. Brother-in-Law /<br>Sister-in-Law |
| 06. Nephew/niece                   | 13. Other Relatives                   |
| 07. Stepson/Stepdaughter           | 14. Other, Non-Relatives              |
| 08. Son-in-Law/<br>Daughter-in-Law |                                       |

P2. Where did ... sleep on the night of Sunday, 3<sup>rd</sup> April 2011? Ia eo ... ear kiki ie boñin Sunday, 3<sup>rd</sup> April 2011?

- Same Household
- Other household within the same Atoll/Island
- Different Atoll/Island
- Foreign Country

State where ... slept at on Sunday, 3<sup>rd</sup> April 2011:  
Likit ia ... ear kiki ie bonin Sunday, 3<sup>rd</sup> April 2011:

Atoll/Country: \_\_\_\_\_

P3. Is ... male or female? Emmaan ke kōrā?  
1. Male 2. Female

P4. What is ... date of birth and age? Ear lōtak ñaat im jete an iio? (If less than 1 year old, record code '000' for age)

M M D D Y Y Y Y Age

P5. What is ...'s marital status?

- Never Married
- Legally Married
- Common-law/live-in
- Divorced/Separated
- Widowed

P6. What is ...'s religious affiliation? Kabuñ ta eo an ...? (For a young child, record the religion of the parents)

- United Church of Christ
- Roman Catholic
- Assembly of God
- Jehovah's Witnesses
- Reformed Congregational Church
- Mormon's
- SDA
- BNJ
- None
- Other: \_\_\_\_\_
- Refused

P7. What country is ... a citizen of? Armij in ia in?

- Marshall Islands
- FSM
- Palau
- Kiribati
- Tuvalu
- Other Pacific Islands
- Taiwan, ROC
- China, PRC
- Japan
- Philippines
- Other Asia
- USA
- Other: \_\_\_\_\_
- Don't Know

P8. Does ... have difficulty in: Ewōr ke an ... abañ ilo an:

Insert appropriate code:

- No difficulty at all
- Some difficulties
- A lot of difficulties
- Cannot do at all

- Seeing, even wearing glasses
- Hearing, even with the use of hearing aid
- Walking, climbing steps or use of arms
- Remembering or concentrating

P9. What main language does ... speak at home? Kajin ta eo ekkā an ... kōjerbale imweo? (For small children, record the language of the mother or caregiver.)

- Marshallese
- English
- Other

State Language:

Language: \_\_\_\_\_

P10. Where was ... born? Ia eo ... ar lōtak?

- RMI
- Other Countries

Atoll/Country: \_\_\_\_\_ (→GO TO ISG#1)

ISG#1: PERSONS 1 YEARS OF AGE AND OVER

P11. Where did ... live 1 year ago? Etan bukon eo ak ia eo ... ear jokwe ie 1 iio emotlok?

Atoll/Country: \_\_\_\_\_ (→GO TO ISG#2)

ISG#2: PERSONS 3 YEARS OF AGE AND OVER

FOR PERSONS 3 OR 4 YEARS OF AGE, →GO TO P13

P12. Can ... read, write with understanding a simple sentence in any language? ... emaroñ ke read, jeje im melele juon sentence Ilo jabrewōt kain kajin?

- Yes
- No (→GO TO P13)

In what language? Ilo Kajin rōt?

English? 1. Yes 2. No

Other: \_\_\_\_\_

Other: \_\_\_\_\_

P13. Is... currently enrolled in a school or pursuing any other form of education or training? ... ej bed ke ilo jikuul ak ilo jabrewōt kain burokram in bukōt jelaokjen ak ilo burokram in kaminene ko?

- Yes
- No (→GO TO P15)

P14. What grade or level or training is ... enrolled? Kain jikuul ak burokram in bukōt jelaokjen ak kaminene rōt eo ... ej bed ie?

- Preschool/Nursery
- Kindergarten
- Elementary
- Secondary
- Associate College (Academic/Occupational)
- Undergraduate Years
- Graduate Years or Professional School
- Vocational Training (formal/informal)

9 Other: \_\_\_\_\_

P15. What level of educational attainment has ... successfully completed? Class ak grade ta eo eliktata ... ear kadredreklok?

- Never been to school
- Preschool/Nursery
- Kindergarten

Primary School

- 1<sup>st</sup> Grade
- 2<sup>nd</sup> Grade
- 3<sup>rd</sup> Grade
- 4<sup>th</sup> Grade
- 5<sup>th</sup> Grade
- 6<sup>th</sup> Grade
- 7<sup>th</sup> Grade
- 8<sup>th</sup> Grade

Secondary School

- 9<sup>th</sup> Grade
- 10<sup>th</sup> Grade
- 11<sup>th</sup> Grade
- 12<sup>th</sup> Grade, HS Diploma, GED

Post-Secondary Education

- Some College
- Associate College - Occupational Program
- Associate College - Academic Program
- Bachelor's Degree (BA, AB, BS)
- Master's Degree (MA, MS, Med, MSW, MBA)
- Professional School Degree (MD, DDS, LLB, JD)
- Doctorate Degree (PhD, EdD)

ISG#3: PERSONS 5 YEARS OF AGE AND OLDER

P16. Where did ... live 5 years ago? Etan bukon eo ak ia eo ... ear jokwe ie 5 iio emotlok?

Atoll/Country: \_\_\_\_\_ (→GO TO ISG#4)

## ISG#4: PERSONS 15 YEARS OF AGE AND OLDER

P17. Does ... regularly... (one or more a day)? Ekkā ke an... (juon ak elloñ lok jen juon kattōn ilo juon raan)? *(Read options below and enter relevant code.)*

A. Smoke cigarettes or tobacco (includes pipes & cigars)?	1 Yes 2 No	<input type="text"/>
B. Chew tobacco (includes copenhagen and other snuff)?	1 Yes 2 No	<input type="text"/>
C. Chew Betel nut (includes nut with tobacco)?	1 Yes 2 No	<input type="text"/>

P18. Has ... ever been a regular ... (one or more a day)? ... enañin ke kar ... (juon ak elloñ jen juon kattōn ilo juon raan)? *(Read options below and enter relevant code.) Ask only where response to questions P17 (a,b,c) = 2.*

A. Cigarettes or tobacco smoker (includes pipes & cigars)?	1 Yes 2 No	<input type="text"/>
B. Tobacco chewer (includes copenhagen and other snuff)?	1 Yes 2 No	<input type="text"/>
C. Betel nut chewer (includes nut with tobacco)?	1 Yes 2 No	<input type="text"/>

P19. Did ... have any work in the past 7 days, either full-time or part-time? Ear wōr ke an ... jermal ak business ilo raan ko jilijimjuon rej jemlok lok? *(Include work for cash pay, payment in kind, unpaid work in a family business and home production activities.)*

1. Yes (→GO TO P21) 2. No

P20. Did ... have a job or business that he/she did not work in the past seven days? Ear wōr ke an ... jermal ak business im ear jab jermal ie ilo raan ko jilijimjuon rej jemlok?

1. Yes 2. No (→GO TO P25)

P21. What type of work/activity does ... usually do? Kain jermal rōt eo ... ekkā an kōmmane:

1. Work for pay - Employee (Private)
2. Work for pay - Employee (Government)
3. Self employed without any employee as defined in "4"
4. Employer in any family owned and operated farm/business (with one or more regular paid employees)
5. Volunteer work
6. Unpaid work in a family business
7. Producing goods (farm, fishing, handicrafts, etc.) mainly for sale
8. Producing goods (farm, fishing etc.) mainly for own consumption

P22. How many hours did ... work in the past 7 days? Jete awa eo ... ear jermal iumin raan ko jilijimjuon rej jemlok?

a.) At paid job or business (Codes 1 to 6 above)

b.) At home production activities (Codes 7 & 8)

P23. What was ...'s activity/occupation during the past seven days? E.g. Coconut farmer, fisherman, filing clerk, handicraft maker, nurse. Jermal rōt eo an ... iumin raan ko jilijimjuon rej jemlok? Einwōt ri-kawainini ke, ri-eñod ke, filing clerk ke, ri-amimono ke, nurse ke?

Please specify

P24. What kind of business/industry did ... work in the past seven days? E.g. Coconut farming, fishing, handicrafts manufacturing, restaurant, office. Kain business ak jikin jermal rōt eo ... ear jermal ie iumin raan ko 7 rej jemlok lok?

Please specify  (→GO TO P28)

P25. Was ... available for work in the past seven days? ... ear ke bojak ak maroñ in jermal ilo raan ko jilijimjuon rej jemlok?

1. Yes 2. No (→GO TO P28)

P26. Did ... look for work in the past seven days? ... ear ke kapok an jermal ilo raan ko jilijimjuon rej jemlok lok?

1. Yes (→GO TO P28) 2. No

P27. Why did ... not look for work in the past seven days? Ebajet ke ... ear jab kapok an jermal ilo raan ko jilijimjuon rej jemlok lok?

- |  |                                 |                      |
|--|---------------------------------|----------------------|
| 01. Still in School                              | 06. Waiting for rehire/job      | <input type="text"/> |
| 02. Believe no job available                     | 07. Retired/Disabled            |                      |
| 03. Awaiting results of previous job application | 08. Housekeeping                |                      |
| 04. Temporary illness                            | 10. Other: <input type="text"/> |                      |

05. Bad weather

P28. Did ... earn income from any of the following sources in the past 12 months? ... ear ke jermal im elolo jāān ak jeramōn jen men kein ilal iumin alloñ ko joñoul ruo rej jemlok? *(Do not include remittances from abroad and domestic sources or income from home productions - see H18 & A3).*

1. Yes 2. No

A. Wages & Salaries	<input type="text"/>
B. Net receipts from businesses/profession	<input type="text"/>
C. Commissions, tips, bonuses, allowances	<input type="text"/>
D. Interests, dividends, net rental, royalty, income from estates	<input type="text"/>
E. Social Security, retirement, survivor and disability pensions	<input type="text"/>
F. Other <input type="text"/>	<input type="text"/>

P29. What was the total income for ... in the past 12 months from the above sources? Jete oran aolep jāān ak jeramōn ko ... ear loe ilo 12 alloñ ko rej jemlok?

\$

## ISG#5: FEMALES 15-54 YEARS OF AGE

F1. Has ... ever given birth, even if child died later? ... enañin ke kar wōr nejn (bar bwini ajiri eo/ro emōj an/aer jako )?

1 Yes 2 No (→GO TO NEXT PERSON)

F2. How many children were born alive to ...? Jete nejn ... ajiri?

F3. How many of these children, by sex, are: Jete uwaan ajiri rein im rej: *(Read out the options and record information in the corresponding box)*

	Males	Females
Living		
a.) In the household	<input type="text"/>	<input type="text"/>
b.) Somewhere else in RMI	<input type="text"/>	<input type="text"/>
c.) Overseas	<input type="text"/>	<input type="text"/>
Died	<input type="text"/>	<input type="text"/>
Total	<input type="text"/>	<input type="text"/>

F4. What is the date of birth of ...'s last child born alive? Raan im iio in lōtak an ajiri eo ediktata nejn ... *(including a child that may have died later. If less than 1 year old, enter code '000' for age.)*

M	M	D	D	Y	Y	Y	Y	Age
<input type="text"/>	<input type="text"/>	<input type="text"/>	<input type="text"/>	<input type="text"/>	<input type="text"/>	<input type="text"/>	<input type="text"/>	<input type="text"/>

F5. What is the sex of the last child born alive? Maan ke kōrā diktata eo?

1. Male 2. Female

F6. Is this child still alive? Ej mour wōt ke diktata eo?

1. Yes 2. No

*Are there more people living here? If yes, continue with Person 2.*



# Person 20

## POPULATION QUESTIONS

# Person 20

First name:

P1. Person #2

02. Spouse/partner

03. Natural Child

04. Adopted Child

05. Grandchild

06. Nephew/niece

07. Stepson/Stepdaughter

08. Son-in-Law/

Daughter-in-Law

09. Father/Mother

10. Brother/Sister

11. Father-in-Law/

Mother-in-Law

12. Brother-in-Law /

Sister-in-Law/

13. Other Relatives

14. Other, Non-Relatives

P2. Where did ... sleep on the night of Sunday, 3<sup>rd</sup> April 2011? Ia eo ... ear kiki ie boñin Sunday, 3<sup>rd</sup> April 2011?

1. Same Household

2. Other household within the same Atoll/Island

3. Different Atoll/Island

4. Foreign Country

→ GO TO P3

State where ... slept at on Sunday, 3<sup>rd</sup> April 2011:

Likit ia ... ear kiki ie bonin Sunday, 3<sup>rd</sup> April 2011:

Atoll/Country:

P3. Is ... male or female? Emmaa ke kōrā?

1. Male 2. Female

P4. What is ... date of birth and age? Ear lōtak ñaat im jete an iio? (If less than 1 year old, record code '000' for age)

M

M

D

D

Y

Y

Y

Y

Age

P5. What is ...'s marital status?

1. Never Married

2. Legally Married

3. Common-law/live-in

4. Divorced/Separated

5. Widowed

P6. What is ...'s religious affiliation? Kabuñ ta eo an ...? (For a young child, record the religion of the parents)

01. United Church of Christ

02. Roman Catholic

03. Assembly of God

04. Jehovah's Witnesses

05. Reformed Congregational Church

06. Mormon's

07. SDA

08. BNJ

09. None

10. Other: \_\_\_\_\_

98. Refused

P7. What country is ... a citizen of? Armij in ia in?

01. Marshall Islands

02. FSM

03. Palau

04. Kiribati

05. Tuvalu

06. Other Pacific Islands

07. Taiwan, ROC

08. China, PRC

09. Japan

10. Philippines

11. Other Asia

12. USA

13. Other: \_\_\_\_\_

98. Don't Know

P8. Does ... have difficulty in: Ewōr ke an ... abañ ilo an:

Insert appropriate code:

1. No difficulty at all

2. Some difficulties

3. A lot of difficulties

4. Cannot do at all

a. Seeing, even wearing glasses

b. Hearing, even with the use of hearing aid

c. Walking, climbing steps or use of arms

d. Remembering or concentrating

P9. What main language does ... speak at home? Kajin ta eo ekkā an ... kōjērbale imweo? (For small children, record the language of the mother or caregiver.)

1. Marshallese

2. English

3. Other

1 or 2, → GO TO P10

State Language:

Language:

P10. Where was ... born? Ia eo ... ar lōtak?

1. RMI

2. Other Countries

Atoll/Country: \_\_\_\_\_ (→GO TO ISG#1)

ISG#1: PERSONS 1 YEARS OF AGE AND OVER

P11. Where did ... live 1 year ago? Etan bukon eo ak ia eo ... ear jokwe ie 1 iio emotlok?

Atoll/Country: \_\_\_\_\_ (→GO TO ISG#2)

ISG#2: PERSONS 3 YEARS OF AGE AND OVER

FOR PERSONS 3 OR 4 YEARS OF AGE, →GO TO P13

P12. Can ... read, write with understanding a simple sentence in any language? ... emaroñ ke read, jeje im melele juon sentence ilo jabrewōt kain kajin?

1. Yes 2. No (→GO TO P13)

In what language? Ilo Kajin rōt?

English?

1. Yes 2. No

Other: \_\_\_\_\_

Other: \_\_\_\_\_

P13. Is... currently enrolled in a school or pursuing any other form of education or training? ... ej bed ke ilo jikuul ak ilo jabrewōt kain burokram in bukōt jelaokjen ak ilo burokram in kaminene ko?

1. Yes

2. No (→GO TO P15)

P14. What grade or level or training is ... enrolled? Kain jikuul ak burokram in bukōt jelaokjen ak kaminene rōt eo ... ej bed ie?

1. Preschool/Nursery

2. Kindergarten

3. Elementary

4. Secondary

5. Associate College

(Academic/Occupational)

6. Undergraduate Years

7. Graduate Years or

Professional School

8. Vocational Training

(formal/informal)

9 Other: \_\_\_\_\_

P15. What level of educational attainment has ... successfully completed? Class ak grade ta eo eliktata ... ear kadredreklok?

30. Never been to school

31. Preschool/Nursery

32. Kindergarten

Primary School

01. 1<sup>st</sup> Grade

02. 2<sup>nd</sup> Grade

03. 3<sup>rd</sup> Grade

04. 4<sup>th</sup> Grade

05. 5<sup>th</sup> Grade

06. 6<sup>th</sup> Grade

07. 7<sup>th</sup> Grade

08. 8<sup>th</sup> Grade

Secondary School

09. 9<sup>th</sup> Grade

10. 10<sup>th</sup> Grade

11. 11<sup>th</sup> Grade

12. 12<sup>th</sup> Grade, HS Diploma, GED

Post-Secondary Education

13. Some College

14. Associate College - Occupational Program

15. Associate College - Academic Program

16. Bachelor's Degree (BA, AB, BS)

17. Master's Degree (MA, MS, Med, MSW, MBA)

18. Professional School Degree (MD, DDS, LLB, JD)

19. Doctorate Degree (PhD, EdD)

ISG#3: PERSONS 5 YEARS OF AGE AND OLDER

P16. Where did ... live 5 years ago? Etan bukon eo ak ia eo ... ear jokwe ie 5 iio emotlok?

Atoll/Country: \_\_\_\_\_ (→GO TO ISG#4)

# Person 20

## POPULATION QUESTIONS

# Person 20

### ISG#4: PERSONS 15 YEARS OF AGE AND OLDER

P17. Does ... regularly... (one or more a day)? Ekkā ke an... (juon ak elloñ lok jen juon kattōn ilo juon raan)? (Read options below and enter relevant code.)

A. Smoke cigarettes or tobacco (includes pipes & cigars)?	1 Yes 2 No	
B. Chew tobacco (includes cophenagen and other snuff)?	1 Yes 2 No	
C. Chew Betel nut (includes nut with tobacco)?	1 Yes 2 No	

P18. Has ... ever been a regular ... (one or more a day)? ... enañin ke kar ... (juon ak elloñ jen juon kattōn ilo juon raan)? (Read options below and enter relevant code.) Ask only where response to questions P17 (a,b,c) = 2.

A. Cigarettes or tobacco smoker (includes pipes & cigars)?	1 Yes 2 No	
B. Tobacco chewer (includes cophenagen and other snuff)?	1 Yes 2 No	
C. Betel nut chewer (includes nut with tobacco)?	1 Yes 2 No	

P19. Did ... have any work in the past 7 days, either full-time or part-time? Ear wōr ke an ... jermal ak business ilo raan ko jilijimjuon rej jemlok lok? (Include work for cash pay, payment in kind, unpaid work in a family business and home production activities).

1. Yes (→GO TO P21) 2. No

P20. Did ... have a job or business that he/she did not work in the past seven days? Ear wōr ke an ... jermal ak business im ear jab jermal ie ilo raan ko jilijimjuon rej jemlok?

1. Yes 2. No (→GO TO P25)

P21. What type of work/activity does ... usually do? Kain jermal rōt eo ... ekkā an kōmmāne:

1. Work for pay - Employee (Private)
2. Work for pay - Employee (Government)
3. Self employed without any employee as defined in "4"
4. Employer in any family owned and operated farm/business (with one or more regular paid employees)
5. Volunteer work
6. Unpaid work in a family business
7. Producing goods (farm, fishing, handicrafts, etc.) mainly for sale
8. Producing goods (farm, fishing etc.) mainly for own consumption

P22. How many hours did ... work in the past 7 days? Jete awa eo ... ear jermal iumin raan ko jilijimjuon rej jemlok?

- a.) At paid job or business (Codes 1 to 6 above)
- b.) At home production activities (Codes 7 & 8)

P23. What was ...'s activity/occupation during the past seven days? E.g. Coconut farmer, fisherman, filing clerk, handicraft maker, nurse. Jermal rōt eo an ... iumin raan ko jilijimjuon rej jemlok? Einwōt ri-kawainini ke, ri-eñod ke, filing clerk ke, ri-amimono ke, nurse ke?

Please specify

P24. What kind of business/industry did ... work in the past seven days? E.g. Coconut farming, fishing, handicrafts manufacturing, restaurant, office. Kain business ak jikin jermal rōt eo ... ear jermal ie iumin raan ko 7 rej jemlok lok?

Please specify

(→GO TO P28)

P25. Was ... available for work in the past seven days?

... ear ke bojak ak maroñ in jermal ilo raan ko jilijimjuon rej jemlok?

1. Yes 2. No (→GO TO P28)

P26. Did ... look for work in the past seven days?

... ear ke kapok an jermal ilo raan ko jilijimjuon rej jemlok lok?

1. Yes (→GO TO P28) 2. No

P27. Why did ... not look for work in the past seven days? Ebajet ke ... ear jab kapok an jermal ilo raan ko jilijimjuon rej jemlok lok?

01. Still in School
02. Believe no job available
03. Awaiting results of previous job application
04. Temporary illness
05. Bad weather
06. Waiting for rehire/job
07. Retired/Disabled
08. Housekeeping
10. Other:

P28. Did ... earn income from any of the following sources in the past 12 months? ... ear ke jermal im elolo jāān ak jeramōn jen men kein ilal iumin allōñ ko joñoul ruo rej jemlok? (Do not include remittances from abroad and domestic sources or income from home productions - see H18 & A3).

1. Yes 2. No

A. Wages & Salaries	
B. Net receipts from businesses/profession	
C. Commissions, tips, bonuses, allowances	
D. Interests, dividends, net rental, royalty, income from estates	
E. Social Security, retirement, survivor and disability pensions	
F. Other	

P29. What was the total income for ... in the past 12 months from the above sources? Jete oran aolep jāān ak jeramōn ko ... ear loe ilo 12 allōñ ko rej jemlok?

\$ ,

### ISG#5: FEMALES 15-54 YEARS OF AGE

F1. Has ... ever given birth, even if child died later? ... enañin ke kar wōr nejn (bar bwini ajiri eo/ro emōj an/aer jako )?

1 Yes 2 No (→GO TO NEXT PERSON)

F2. How many children were born alive to ....? Jete nejn ... ajiri?

F3. How many of these children, by sex, are: Jete uwaan ajiri rein im rej: (Read out the options and record information in the corresponding box)

	Males	Females
Living		
a.) In the household		
b.) Somewhere else in RMI		
c.) Overseas		
Died		
Total		

F4. What is the date of birth of ...'s last child born alive? Raan im iio in lōtak an ajiri eo ediktata nejn ... (including a child that may have died later. If less than 1 year old, enter code '000' for age.)

M	M	D	D	Y	Y	Y	Y	Age

F5. What is the sex of the last child born alive? Maan ke kōrā diktata eo?

1. Male 2. Female

F6. Is this child still alive? Ej mour wōt ke diktata eo?

1. Yes 2. No

Are there more people living here? If yes, continue with Person 2.



## COMMENTS AND SUGGESTIONS

TO BE FILLED AFTER COMPLETING INTERVIEW

**A. INTERVIEWER'S OBSERVATIONS:**

Comments about respondents: \_\_\_\_\_  
\_\_\_\_\_  
\_\_\_\_\_

Comments about specific questions: \_\_\_\_\_  
\_\_\_\_\_  
\_\_\_\_\_

Any other comments: \_\_\_\_\_  
\_\_\_\_\_  
\_\_\_\_\_

**B. SUPERVISOR'S OBSERVATIONS:**

\_\_\_\_\_  
\_\_\_\_\_  
\_\_\_\_\_  
\_\_\_\_\_  
\_\_\_\_\_

NAME OF SUPERVISOR: \_\_\_\_\_ DATE: \_\_\_\_\_

**C. EDITOR'S OBSERVATIONS:**

\_\_\_\_\_  
\_\_\_\_\_  
\_\_\_\_\_  
\_\_\_\_\_  
\_\_\_\_\_

NAME OF EDITOR: \_\_\_\_\_ DATE: \_\_\_\_\_



## Republic of the Marshall Islands 2011 CENSUS OF POPULATION & HOUSING



### AUTHORITY AND CONFIDENTIALITY:

This census is being conducted by the RMI Economic Policy, Planning and Statistics Office, (EPPSO) as authorized under the *Statistical Act of 1986*. All information will be held strictly confidential.

Visit Number	1st Visit	2nd Visit	3rd Visit	H. Enumerator's Name:	A. Atoll:
Time-Interview started				I. Respondent's Name:	B. Zone/Island/Village:
Time-Interview ended					C. Dwelling # (from map):
Other Observations				J. Contact Details:	D. Household #
					E. Institution Type #

**CERTIFICATION:** I hereby certified that the data set forth were obtained/reviewed by me personally and in accordance with the instructions.

Signature of Surveyor

Date Completed

Signature of Supervisor

Date Reviewed

The 2011 RMI Census counts each person at his or her "usual residence."  
The usual residence is the place where the person lives and sleeps most of the time.

Include	Include (continued)
<p><b>Hotels, Lodging Houses, Dormitories, etc.</b></p> <ul style="list-style-type: none"> <li>Proprietor, manager and employees living in the establishment except those living with their own families and those who usually go home to their families at least once a week.</li> <li>Permanent lodgers/boarders (those who have stayed or expect to stay for one year or longer) and those temporary boarders who have stayed for six months or longer as of April 3<sup>rd</sup> 2011. Or have been away from their own families for the same period. However, exclude those who usually go home at least once a week.</li> <li>Lodgers/boarders who are not residents of the Marshall Islands and who have been in RMI for one year as of April 3<sup>rd</sup>, 2011 or expect to stay in RMI one year or longer. However, exclude those who have temporary place of residence elsewhere in RMI to where they usually go home. Exclude also diplomatic representatives or UN, ILO or USAID officials who like diplomatic representatives are subject to reassignment to other countries after their tour of duty in RMI and members of their families.</li> </ul> <p><b>Hospitals and Nurse's Home</b></p> <ul style="list-style-type: none"> <li>All patients, including those confined in mental hospitals, and those in separate hospital wards where patients stay more or less permanently and rehabilitation centers for drug addicts.</li> <li>Patients who have been confined for six months or longer as of April 3<sup>rd</sup> 2011 in other kinds of hospitals and in wards for temporary confinement.</li> <li>Nurses in nurse's homes who do not usually go home at least once a week.</li> <li>Staff members and employees living in hospitals/nurse's homes except those living therein with their own families and those who usually go home at least once a week.</li> </ul>	<p><b>Corrective and Penal Institutions</b></p> <ul style="list-style-type: none"> <li>All prisoners in national prisons and reformatories</li> <li>Prisoners and detainees in jails who have been continuously confined for six months or longer (including confinement in another jail elsewhere) as of April 3<sup>rd</sup> 2011, or those whose sentence is for six months or longer even if the sentence is on appeal.</li> <li>Staff members and employees living in the institutions, except those living therein with their own families and those who usually go home at least once a week.</li> </ul> <p><b>Convents, Nunneries, Seminaries and Boarding Schools</b></p> <ul style="list-style-type: none"> <li>Monks, priests, ministers, nuns, seminarians, etc. However, priests or ministers of sects other than the Roman Catholic Church who live with their own families are to be considered as members of households and are therefore excluded.</li> <li>Students in boarding schools (schools where students are required to stay in the school campus).</li> <li>Staff members, employees and helpers living in the premises, except those living therein with their own families and those who usually go home at least once a week.</li> </ul> <p><b>Military Camps Stations</b></p> <ul style="list-style-type: none"> <li>Officers and enlisted men, drafters, except those who live in the camp with their own families and those who usually sleep most nights in households. Include those who are away on military operation except those whose families are living in camp with their own families.</li> <li>Civilian employees living in the camp, except those living therein with their own families and those who usually go home at least once a week.</li> </ul>

Total **PERSONS** in this household = [    ]  
 Total **MALES** in this household = [    ]  
 Total **FEMALES** in this household = [    ]

POPULATION CENSUS QUESTIONS																		
ALL PERSONS																		
NAME	Residence Status	Present on April 3, 2011	Sex	Date of Birth	Age	Marital Status	Religion	Citizenship	Disability			Language	Where Born		Literacy			Education
									Seeing, even wearing glasses	Hearing, even with the use of hearing aid	Walking, climbing steps or use of arms		Remembering or concentrating	What Language does speak at home	Where was born?	If born in RMI state Atoll/Island	If born in Other Country	
	P1	P2	P3	P4	P4	P5	P6	P7	P8			P9	P10		P12			P14
01																		
02																		
03																		
04																		
05																		
06																		
07																		
08																		
09																		
10																		
11																		
12																		
13																		
14																		
15																		
16																		
17																		
18																		
19																		
20																		
21																		
22																		
23																		
24																		
25																		
26																		
27																		
28																		
29																		
27																		
28																		

The following is a list of the codes the Enumerator will require for the Census questions contained therein

**Type of Institution**

1. Hotels, Lodging Houses, Dormitories
2. Hospitals and Nurses' Home
3. Correction and Penal Institution
4. Convents, Nunneries, Seminaries and Boarding Schools
5. Military Camps
9. Other Institutions

**Residence Status (P1)**

- 01 Manager, director, in-charge
- 02 Staff member, employee, including physician and nurse
- 03 Officer, enlisted men, trainee
- 04 Priest, seminarian, nun
- 05 Lodger or boarder
- 06 Patient in hospital
- 07 Inmate, ward
- 08 Prisoner, detainee

**Marital Status (P5)**

1. Never married
2. Legally married
3. Common law/live in
4. Divorced/separated
5. Widowed
6. Unknown

**Religion (P6)**

- 01 Protestant
- 02 Roman Catholic
- 03 Assembly of God
- 04 Jehovah's Witness
- 05 Mormons
- 06 Buddhism
- 07 Muslim
- 08 Baha'i's Faith
- 09 None
- 10 Other (Specify)

**Citizenship (P7)**

- 01 Marshall Islands
- 02 FSM
- 03 Palau
- 04 Kiribati
- 05 Tuvalu
- 06 Other Pacific Islands
- 07 China, ROC
- 08 China, PRC
- 09 Japan
- 10 Philippines
- 11 Other Asia
- 12 USA
- 13 Other (Specify)
- 98 Don't know

**Language (P9)**

- 01 Marshallese
- 02 English
- 03 Other (Specify)

**Education(P14)**

- 30 Never been to school
- 31 Preschool/Nursery
- 32 Kindergarten

**Primary School**



- 01 1<sup>st</sup> Grade
- 02 2<sup>nd</sup> Grade
- 03 3<sup>rd</sup> Grade
- 04 4<sup>th</sup> Grade
- 05 5<sup>th</sup> Grade
- 06 6<sup>th</sup> Grade
- 07 7<sup>th</sup> Grade
- 08 8<sup>th</sup> Grade



**Secondary School**

- 09 9<sup>th</sup> Grade
- 10 10<sup>th</sup> Grade
- 11 11<sup>th</sup> Grade
- 12 12<sup>th</sup> Grade, HS Diploma, GED

**Post Secondary Education**

- 13 Some College
- 14 Associate College – Occupational Program
- 15 Associate College – Academic Program
- 16 Bachelor's Degree (BA, AB, BS)
- 17 Masters Degree (MA, MS, Med, MSW, MBA)
- 18 Professional School Degree (MD, DDS, LLB, JD)
- 19 Doctorate Degree (PhD, EdD)

 <p><b>2011 CENSUS OF POPULATION AND HOUSING</b></p>  <p>ECONOMIC POLICY, PLANNING AND STATISTICS OFFICE</p> <p>Majuro, Marshall Islands</p>	<p style="text-align: right;">CPH Form 4</p> <p><b>APPOINTMENT SLIP</b></p> <p>TO: _____</p> <div style="border: 1px solid black; padding: 10px; margin: 10px 0;"> <p>We are currently conducting the 2011 Census of Population and Housing (CPH) to gather data on demographic and socio-economic characteristics of the households and the structures of the housing units in the Marshall Islands.</p> <p>Since you were out when I dropped by today, please allow me to meet you with any responsible member of your household on:</p> </div> <div style="border: 1px solid black; padding: 10px; margin: 10px 0;"> <p style="text-align: center;">_____, 2011</p> <p style="text-align: center;">at _____ a.m./p.m.</p> </div> <div style="border: 1px solid black; padding: 10px; margin: 10px 0;"> <p>We assure you that all data gathered from you will be held in strict confidence as provided for by Census Act 1985.</p> </div>
--	---

 <p><b>2011 CENSUS OF POPULATION AND HOUSING</b></p>  <p>ECONOMIC POLICY, PLANNING AND STATISTICS OFFICE</p> <p>Majuro, Marshall Islands</p>	<p style="text-align: right;">CPH Form 4</p> <p><b>APPOINTMENT SLIP</b></p> <p>TO: _____</p> <div style="border: 1px solid black; padding: 10px; margin: 10px 0;"> <p>We are currently conducting the 2011 Census of Population and Housing (CPH) to gather data on demographic and socio-economic characteristics of the households and the structures of the housing units in the Marshall Islands.</p> <p>Since you were out when I dropped by today, please allow me to meet you with any responsible member of your household on:</p> </div> <div style="border: 1px solid black; padding: 10px; margin: 10px 0;"> <p style="text-align: center;">_____, 2011</p> <p style="text-align: center;">at _____ a.m./p.m.</p> </div> <div style="border: 1px solid black; padding: 10px; margin: 10px 0;"> <p>We assure you that all data gathered from you will be held in strict confidence as provided for by Census Act 1985.</p> </div>
--	---

**Republic of the Marshall Islands**  
**2011 CENSUS OF POPULATION AND HOUSING**  
**Economic Policy, Planning and Statistics Office**

**TRANSMITTAL/RECEIPT FORM**

Atoll/Island: \_\_\_\_\_

Supervisor: \_\_\_\_\_

Zone/Islet: \_\_\_\_\_

Supervisor ID: \_\_\_\_\_

DESCRIPTION OF MATERIALS	Unit	Qty Sent	Qty Rec'd	Remarks

I hereby transmit the  
Materials as indicated above.

I hereby acknowledge receipt  
of the above materials

\_\_\_\_\_  
Transmitting Office  
Print & Sign Over Printed Name



\_\_\_\_\_  
Receiving Officer  
Print & Sign Over Printed Name

\_\_\_\_\_  
Designation

\_\_\_\_\_  
Designation

Date: \_\_\_\_\_

Date: \_\_\_\_\_

 <p>Republic of the Marshall Islands <i>Economic Policy, Planning &amp; Statistics Office</i></p> <p><i>2011 Census of Population and Housing</i></p> <p><b>Notice of Enumeration</b></p>	
<p><b>Household/Institutional Serial Number (s)</b></p> <p>_____</p> <p><b>Date Enumerated:</b> ____/____, 2011</p>	
<p><i>Do not prevent posting nor deface this notice until January 2012</i></p> <p>_____</p> <p>Jefferson Barton Census Commissioner</p> <p>CPH Form 6</p>	

## Appendix C List of persons involved in the Census operations

### EPPSO STAFF

Jefferson Barton	Hemline Ysawa	Carolyn Neamon
Maybelline A. Bing	John Henry	Joyceline R. Mellan
Netha J. Gideon	Shirley Luke	Joni Gideon
Noel Tallur		

### MAPPERS

Benson Langidrik  
Carolyn Neamon  
Diane Atten  
Dolores Jacklick  
Greg Labaun  
Isai Latior  
John Henry  
Johnson Louis  
Mackneil Abraham  
Rito Akilang

### SUPERVISORS

#### MAJURO

Adelma Louis  
Amy Watak  
Angelma Timothy  
Areyochi deBrum  
Carolina Libokmeto  
Cassidy Lanwi  
Danny Johnson  
Derek Horiuchi  
Diann Atten  
Erlain Milne  
Evelyn S. Kabua  
Gerard Tareo  
Henry Otuafi  
Henson Kaisha  
Jaje Kabua, Jr.  
Jason Henson  
Jeklin H. DeBrum  
Joachim DeBrum  
Julia Reiher  
Leban Joash  
Lina Zackios  
Lindsey Alee

Maider Kabua

Mailani Lucky

Marsen Kabua

Maureen Milne

Mercy Ruth Matthew

Mill Helkena

Murphy Wase

Nitha Lakabung

Rogermoor Jennet

Ronnie Laukon

Rufina Langrine

Ryan Tarkwon

Sherlina Anuntak

Shirley Zedkeia

Tar Arelong

Tolina Tomeing

#### EBEYE

Almina Katjang  
Billy James Bing  
Connielyn Paul  
Emsa Aikuj  
Final Ninjine  
Gery M. Lanwi  
James Allenso  
Jessiana Phillip  
John Jarom  
Juanita Lola Lanej  
Lidrebwe Shamory  
Malolo R. Malolo  
Radrik Anej  
Sanda Korok Lanwi  
Scandalene Calep  
Shanna Bondrik  
Tanya Lakjohn  
Utaro S. Lincoln  
Yutaka Moses

### ENUMERATORS

#### MAJURO:

Aikuij Mojilong  
Ajobi Clanry  
Alyphia Debrum  
Ann Chong Gum  
Annia Hemious  
Atran Samuel  
Attok D. Nashion  
Bantol Jorlang  
Betni Mewa  
Bitlang Karben  
Brandon James  
Branny Katjang  
Carolyn Hone  
Carolynn Capelle  
Cassidy Aneo  
Cathleen Riklon  
Christina Reiher  
Cynthia Bilwood  
Dahina Langimeo  
Daniel Jieta  
Davin Bano  
Davis Tabu  
Doby Eknlang  
Edgar Morales  
Emina Maddison  
Emious Enoch  
Eonbwij Aine  
Erjina Gideon  
Florence Jowell  
George Bikajle  
Gerhart Lejjena  
Helenson Motlok  
Helentha Labaun  
Heltino Lelwoj  
Herlyna Konou



Huston Heron  
 Ivenlynn Samson  
 Jenny Joel  
 Jenny Kaisha  
 Jiang Yong  
 Jinnob Joseph  
 Jita Tiem  
 Joanna Betti  
 Jocelyn Rang  
 Joe Tokjen  
 Johnson Louis  
 Joseph Amsa  
 Joseph Kattil  
 Joshua Lakabung  
 Joshua Riketa  
 Julio Karmel  
 Jumon Lanwe  
 Junior Lanwi  
 Junior Morris  
 Junios Annam  
 Juny Lenja  
 Kalani Loeak  
 Kalbok Jack  
 Kathrine Muller  
 Kenny Elcar  
 Kroni Muller  
 Krystal Helkena  
 Kunar Bungitak, Jr.  
 Kyotak Ishiguro  
 Leit Daniel  
 Leonard Debrum  
 Lepty Elio  
 Lina L. Reiher  
 Linther Leon  
 Linton Basos  
 Loretta Bujen  
 Lorna Matauto  
 Lucitha Lobwij  
 Lyle Tarkwon  
 Maggie Timothy  
 Mai Bungitak, Jr.  
 Maine Balikan  
 Maje Timothy  
 Maloney C. Matthew  
 Malyia Rudolph  
 Mannie Nakamura  
 Manuel Nashion  
 Mark Karben  
 Marlino Mijjena

Marvin Anni  
 Mary Ria  
 Menwa Atalaia  
 Meritha Noah  
 Mhil Chee  
 Michael Moji  
 Naomi Jilon  
 Neijer Ned  
 Neil Ceaser  
 Nelly Torejak  
 Percilla Gideon  
 Peter Benjamin  
 Peterson John  
 Plan Batlok  
 Racy Jerbal  
 Randy Johnny  
 Raynard Wase  
 Richard Debrum  
 Ronny Horiuchi  
 Rosania Jacob  
 Rose Kelen  
 Roseann Naisher  
 Rosten Morris  
 Ryan Manwe  
 Sanchie Herkinos  
 Sandy Mottelang  
 Tien Janer  
 Wilber Anrak  
 Wutko Joab  
 Ysawa Debrum  
 Yutaka Ishoda

#### **EBEYE**

Aaronlee Jeik  
 Adde Nakab  
 Agnes Albert  
 Ajlok Batlok  
 Balrose Telion  
 Bill Albert  
 Carrine Julian  
 Clarelisa Anej  
 Crystal Nenam  
 Dalton Langrus  
 Derek Ishimura  
 Friendly William  
 Handeleo Dribo  
 Helson Lolín  
 Henchi Namon  
 Henrién Juria

Ignatius T. Mera  
 Jack Maudrik  
 Jackie Betwel  
 Jalmer Lautiej  
 Jason Lemari  
 Jefferson Rilometo  
 Jenira Jeillan  
 Joe Jericho  
 Jonita Jukial Jeadrik  
 Julius Dribo  
 Junior Junjun Rena  
 Karen Lome  
 Kimo Keju  
 Kosby Alfred  
 Loretta Dribo Ned  
 Lori Lari  
 Lynn Shem  
 Marcus Rowa  
 Marilyn Bolkeim  
 Markun Milne  
 Marlene S. Kejai  
 Maryann Joab  
 Maxzina Aronto  
 Mella Takilang  
 Modisette Moto Elbon  
 Molynna Korok  
 Monica Calep  
 Neimój Korok  
 Paul Matthew  
 Regina Rilometo  
 Risey Bondrik  
 Robin Joel  
 Romeo Marok  
 Ruby Jibon  
 Samson Lang  
 Stephen Jacklick  
 Steve Batlok  
 Theresa H. Anrak  
 Thoma Yoneyama  
 Tibeo Albon Akeang  
 Vallyn Jorlanin  
 Xeno Anjolak

## **CODERS/KEYERS**

Adelma Louis  
Amy Watak  
Evelyn S. Kabua  
Jeklin H. DeBrum  
John Jarom  
Maureen Milne  
Mill Helkena  
Murphy Wase  
Rufina Langrine  
Tolina Tomeing

## **FIELD VERIFIERS**

Adelma Louis  
Angelma Timothy  
Annia Hemious  
Carolyn Neamon  
Emina Maddison  
Evelyn S. Kabua  
Jeklin H. Debrum  
Joseph Kattil

Joshua Lakabung  
Joyceline Mellan  
Jr. Bungitak  
Jumon Lanwe  
Leban Joash  
Mai Bungitak  
Maine Balikan  
Malyia Debrum

Mill Helkena  
Murphy Wase  
Nitha Lakabung  
Rose Kelen  
Rufina Langrine  
Ryan Tarkwon